



Discover  
the  
Future

Measurement as the Foundation of  
**Future Society**

**JASIS**  
Japan Analytical & Scientific Instruments Show  
**2023**

Most Advanced Exhibition for Scientific /  
Analytical Systems & Solutions

Final Report

Concurrent Event

New Technology Presentations  
JASIS Hot Topics Seminar

Special event

JASIS Square

Web event

JASIS WebExpo®

**9/6** WED ▶ **8** FRI

**10:00AM to 5:00PM**

Venue

**Makuhari Messe  
International Exhibition Hall**

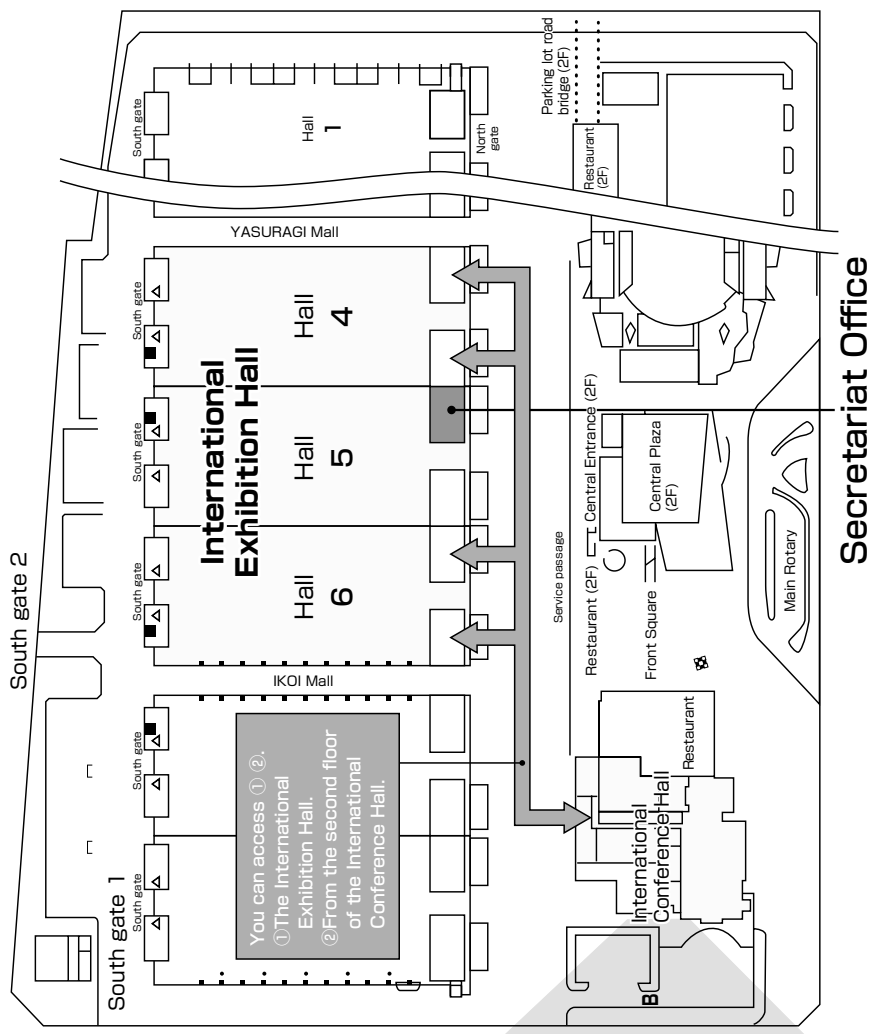
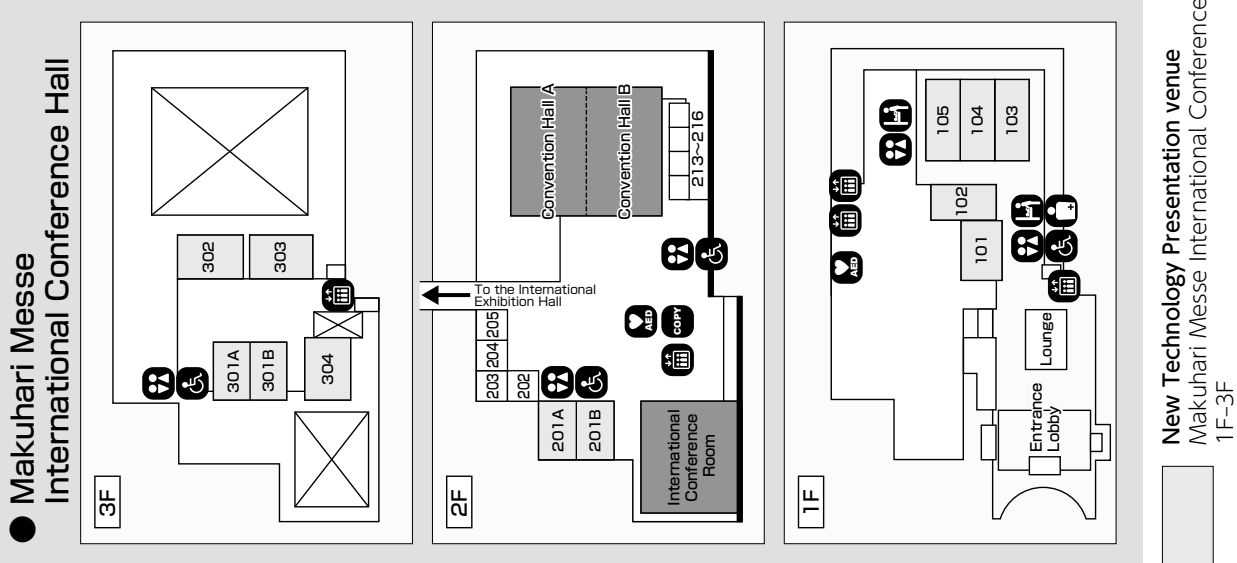
Japan Analytical Instruments Manufacturers' Association / Japan Scientific Instruments Association

# Overall Floor Map

## Exhibition venue

- Makuhari Messe International Exhibition Hall 4-6
  - General booths
  - mini/Solution Area
    - mini/Solution Exhibition Area
    - mini/Solution Catalog Area
  - JASIS Square
    - Research Organization Area
    - Academic Association Area
    - International Organization Area
    - LabDX Exhibition Area
  - Media & Press Area

## New Technology Presentations / JASIS Hot Topics Seminar




## Secretariat Office

- JASIS Hot Topics Seminar venue
  - Makuhari Messe International Conference Hall Convention Hall A/B, International Conference Room

# Table of Contents

	Page
1. Summary of JASIS 2023 .....	1
2. Number of Visitors .....	3
3. Visitor Profile .....	5
4. Questionnaire for Visitors .....	9
5. Scale of the Exhibition .....	10
6. Questionnaire for Exhibitors .....	11
7. Exhibitor List .....	12
8. Exhibition Hall Layout .....	17
9. New Technology Presentations .....	19
10. JASIS Hot Topics Seminar .....	20
11. JASIS Square .....	23
12. JASIS WebExpo® 2023 .....	24



# 1. Summary of JASIS 2023

---

1. **Name** JASIS 2023
2. **Organizers** Japan Analytical Instruments Manufacturers' Association (JAIMA) / Japan Scientific Instruments Association (JSIA)
3. **Mission** "Discover the Future."
4. **Message** Measurement as the Foundation of Future Society
5. **Date** Sep. 6 (Wed.) to 8 (Fri.), 2023
6. **Hours** 10:00 a.m. to 5:00 p.m.
7. **Number of exhibitors, organizations, and booths** (refer p. 10)  
345 companies/organizations, 1,096 booths (including 20 overseas companies/organizations with 39 booths (12 countries))
8. **Total number of visitors** (refer p. 3)  
16,115 visitors (including 401 visitors from overseas)  
Day 1: 6,593 visitors  
Day 2: 5,441 visitors  
Day 3: 4,081 visitors
9. **Venue**
  - Makuhari Messe, International Exhibition Hall 4-6
  - Makuhari Messe, International Conference Hall
10. **Support** Ministry of Economy, Trade and Industry (Japan) / Ministry of Education, Culture, Sports, Science and Technology (Japan) / Japan Science and Technology Agency / Japan Science Foundation / RIKEN / The Japan Society for Analytical Chemistry / National Institute of Advanced Industrial Science and Technology / U.S. Commercial Service, U.S. Embassy, Tokyo
11. **Cooperation** The Society of Polymer Science, Japan / The Japan Petroleum Institute / The Chemical Society of Japan / Japan Society for Environmental Chemistry / Japan Environmental Technology Association / JAPAN MEASURING INSTRUMENTS FEDERATION / The Society of Chemical Engineers, Japan / Japan Testing Machine Association / Japan Reagent Association / The Society for Biotechnology, Japan / The Japan Society of Vacuum and Surface Science / The Spectroscopical Society of Japan / The Association of Powder Process Industry and Engineering, JAPAN / Japan External Trade Organization (JETRO) / The Pharmaceutical Society of Japan / Japan Pharmaceutical Equipment & Machinery Association
12. **Exhibited instruments**
  1. Analytical instruments and equipments
  2. Analytical instrument parts and components
  3. Scientific instruments
  4. Laboratory instruments, tools, and consumables
  5. Environmental and industrial instruments
  6. Biotechnology instruments and equipments

7. Test equipments and devices
8. Production process equipments
9. Software and other information-related services

### 13. Exhibition hall

- JASIS Square (refer p. 23)
- mini / Solution Area: 53 companies, 73 booths (49 companies, 61 booths)\*
- Research Organization Area: 12 organizations, 16 booths (9 organizations, 11 booths)\*
- Academic Association Area: 5 companies/organizations, 8 booths (4 companies/organizations, 6 booths)\*
- International Organization Area: 6 companies/organizations, 7 booths (7 companies/organizations, 7 booths)\*
- Media & Press Area: 6 companies, 7 booths (7 companies, 7 booths)\*

### 14. New Technology Presentations (introductions by exhibitors of the latest instruments and technologies) (refer p. 19)

- Date: Sep. 6 (Wed.) to 8 (Fri.), 2023
- Venue: Makuhari Messe, International Conference Hall
- Number of companies, sessions: 69 companies, 261 sessions (59 companies, 225 sessions)\*
- Total number of audience: 9,884 (6,908)\*

### 15. JASIS Hot Topics Seminar (refer p. 20)

- Date: Sep. 6 (Wed.) to 8 (Fri.), 2023
- Venue: Makuhari Messe, International Conference Hall, Convention Hall A and B, International Conference Room
- Number of sessions: 47
- Total number of audience: 4,991 (2,654)\*

### 16. JASIS Square (refer p. 23)

- Date: Sep. 6 (Wed.) to 8 (Fri.), 2023
- Venue: Makuhari Messe, back of the International Exhibition Hall 5
- Number of sessions: 14 (13)\*
- Total number of audience: 576 (572)\*

### 17. Distribution of the Scientific and Analytical Instruments Comprehensive Catalog and Analytical Instruments Guide

- Scientific and Analytical Instruments Comprehensive Catalog 2024  
(Listed 297 companies, 2,687 spaces)  
Number of distributed copies: 6,000 (printed version), 4,100 (DVD version)
- Analytical Instruments Guide 2023  
Number of distributed copies: 900 (DVD)

### 18. JASIS WebExpo® 2023 (refer p. 24)

- [Date] First half: 10:00 a.m. on Jul. 5 (Wed.) to Sep. 8 (Fri.), 2023: 66 days  
Second half: Sep. 9 (Sat.) to 5:00 p.m. on Nov. 30 (Wed.), 2023: 83 days  
Content: 99 sessions, 30 exhibitors, New Technology Presentations: 12 companies,  
19 sessions  
Number of unique viewers: 11,950  
Number of total views: 38,640

# 2. Number of Visitors

## 1. Visitor counting method

The number of visitors was counted by scanning the barcodes of visitor passes at the exhibition venue's/ International Conference Hall entrance. Our figures show not only the 1. Number of visitors without double counting but also the 2. Number of visitors with each counted once per day (including visitors who visited on multiple days). In addition, the 2. Number of visitors with each counted once per day gives an idea of how crowded the venue was on each day.

## 2. Total number of visitors

JASIS 2023	Weather	1. Number of visitors without double counting					2. Number of visitors with each counted once per day				
		JASIS 2023	JASIS 2022	JASIS 2021	JASIS 2020	JASIS 2019	JASIS 2023	JASIS 2022	JASIS 2021	JASIS 2020	JASIS 2019
Sep. 6 (Wed.)	Sunny	6,593	4,195	3,041	2,494	8,003	6,593	4,195	3,041	2,494	8,267
Sep. 7 (Thu.)	Sunny	5,441	4,032	2,724	2,412	7,560	6,739	4,860	3,224	2,792	9,640
Sep. 8 (Fri.)	Rainy	4,081	4,238	2,725	2,393	7,704	5,390	5,343	3,336	2,941	10,269
<b>Total</b>		<b>16,115</b>	<b>12,465</b>	<b>8,490</b>	<b>7,299</b>	<b>23,409</b>	<b>18,722</b>	<b>14,398</b>	<b>9,601</b>	<b>8,227</b>	<b>28,176</b>

(Year-on-year comparison: 129.3%)

\* Breakdown of the number of JASIS 2019 visitors on the first day: 8,125 + 142 (previous day) = 8,267

### 1. Number of visitors without double counting:

- Only visitor passes were counted.
- The number of exhibitor passes was not included.

### 2. Number of visitors with each counted once per day:

- Number of visitors per day, including visitors who visited on multiple days
- Each unique visitor ID was only counted once per day.
- The total shows the total number of visitors for all three days.

## 3. Visitor classification by type of registration

1. Advance registration (Jul. 5 to Sep. 8) : Advance registration on the Internet. Visitors who printed their own visitor pass have access to the venue without going through the reception.

### 2. Registration on the event date

(Japan): Reception staff enter registration information to issue a visitor pass.

(Overseas): Registration information is entered by reception staff or visitors themselves to issue a visitor pass.

	JASIS 2023					JASIS 2022		JASIS 2021		JASIS 2020		JASIS 2019	
	Sep. 6	Sep. 7	Sep. 8	Total	Ratio	Total	Ratio	Total	Ratio	Total	Ratio	Total	Ratio
1. Advance registration	6,386	5,225	3,915	15,526	96.3%	11,752	94.3%	7,965	93.8%	6,899	94.5%	21,470	91.7%
2. Registration on the event date	207	216	166	589	3.7%	713	5.7%	525	6.2%	400	5.5%	1,939	8.3%
<b>Total</b>	<b>6,593</b>	<b>5,441</b>	<b>4,081</b>	<b>16,115</b>	<b>100.0%</b>	<b>12,465</b>	<b>100.0%</b>	<b>8,490</b>	<b>100.0%</b>	<b>7,299</b>	<b>100.0%</b>	<b>23,409</b>	<b>100.0%</b>

## 4. Ratio of visitors by venue during the 3 days of JASIS for each year

	JASIS 2023			JASIS 2022			JASIS 2021			JASIS 2020			JASIS 2019		
	Sep. 6	Sep. 7	Sep. 8	Sep. 7	Sep. 8	Sep. 9	Nov. 8	Nov. 9	Nov. 10	Nov. 11	Nov. 12	Nov. 13	Sep. 4	Sep. 5	Sep. 6
1) Number of people who only visited the exhibition venue	3,298	3,888	2,675	2,896	3,388	3,860	1,853	1,949	2,309	1,634	1,854	1,998	4,050	4,589	5,225
	50.0%	57.7%	49.6%	69.0%	69.7%	72.2%	60.8%	60.5%	69.2%	60.8%	60.4%	69.2%	49.8%	47.6%	50.9%
2) Number of people who visited the exhibition venue after attending New Technology Presentations or the JASIS Hot Topics Seminar	3,084	2,670	2,522	1,276	1,442	1,463	1,136	1,223	1,014	799	881	896	3,637	4,428	4,474
	46.8%	39.6%	46.8%	30.4%	29.7%	27.4%	37.5%	37.9%	30.4%	37.5%	38.0%	30.4%	44.8%	45.9%	43.6%
3) Number of people who only attended New Technology Presentations and did not go to the exhibition venue	211	181	193	23	30	20	52	52	13	61	57	47	438	623	570
	3.2%	2.7%	3.6%	0.5%	0.6%	0.4%	1.7%	1.6%	0.4%	2.4%	2.0%	1.6%	5.4%	6.5%	5.6%
Number of visitors with each counted once per day	6,593	6,739	5,390	4,195	4,860	5,343	3,041	3,224	3,336	2,494	2,792	2,941	8,125	9,640	10,269
	100.0%	100.0%	100.0%	100.0%	100.0%	100.0%	100.0%	100.0%	100.0%	100.0%	100.0%	100.0%	100.0%	100.0%	100.0%

The non-exhibition-venue visitor barcode scanning locations for each year are listed below, and the conditions were the same in 2023 and 2021. However, regarding 3) the number of people who did not go to the exhibition venue, because there were restrictions on the capacity from 2020 to 2022 due to the response to COVID-19, it is not possible to easily compare the figures for different years. It is best to compare to 2019, when the entire International Conference Hall was used for the conference.


JASIS 2023: first floor of the International Conference Hall (under the stairs), first floor of the International Conference Hall (back), second floor of the International Conference Hall (connecting passage) (APA Hotel not used)

JASIS 2022: second floor of the APA Hotel (entrance) (The International Conference Hall was not counted because it was not booked for exclusive use.)

JASIS 2021: first floor of the International Conference Hall (under the stairs), first floor of the International Conference Hall (back), second floor of the International Conference Hall (connecting passage) (APA Hotel not used)

JASIS 2020: second floor of the APA Hotel (entrance), second floor of the New Otani (entrance) (International Conference Hall not used)

JASIS 2019: first floor of the International Conference Hall, second floor of the APA Hotel (entrance), second floor of the New Otani (entrance)



# 3. Visitor Profile

The visitor profile aggregation is based on registration data of all 16,115 visitors. The following four points are characteristics of JASIS visitors and indicate a wide range of visitors this year as well.

- Analytical/scientific instrument users accounted for a high ratio of 48.6%, which was more than 3 percentage points higher than the last year.
- According to the total results by region of employment, 74.6% of the visitors were from the Kanto/Koshin'etsu region, approximately 6 percentage points less than the last year. The ratio of visitors from Kinki decreased as well, while the ratios of visitors from all other regions increased.
- Visitors were from all categories of industry, with no single industry dominating. The following industries had relatively high ratios from 5 to 10%:  
*Government offices, public organizations/analytical technical services (analysis, testing, inspection)/electronics, electrical, machinery/chemical products (ink, paint, agricultural chemicals, perfumes, etc.)/medicine, reagents, cosmetics/trading, commerce*
- The breakdown by job classification is mainly as follows:  
*R&D: 25.5%, analysis, testing, inspection, measurement: 18.2%, production, quality control: 7.7%, sales: 24.6%.*

## 1. Classification by visitor pass color (See figure 1.)

	JASIS 2023					JASIS 2022		JASIS 2021		JASIS 2020		JASIS 2019	
	Sep. 6	Sep. 7	Sep. 8	Total	Ratio	Total	Ratio	Total	Ratio	Total	Ratio	Total	Ratio
1. Analytical/scientific instrument users	3,123	2,515	2,201	7,839	48.6%	5,633	45.2%	3,671	43.2%	3,179	43.6%	12,114	51.7%
2. Analytical/scientific instrument dealers	949	743	536	2,228	13.8%	1,623	13.0%	1,201	14.1%	897	12.3%	2,705	11.6%
3. Analytical/scientific instrument manufacturers	1,272	1,041	640	2,953	18.3%	2,591	20.8%	1,667	19.6%	1,433	19.6%	4,045	17.3%
4. Students	125	150	87	362	2.2%	272	2.2%	192	2.3%	128	1.8%	578	2.5%
5. Press	38	23	9	70	0.4%	64	0.5%	75	0.9%	51	0.7%	92	0.4%
6. Other	1,086	969	608	2,663	16.5%	2,282	18.3%	1,684	19.8%	1,611	22.1%	3,875	16.6%
<b>Total</b>	<b>6,593</b>	<b>5,441</b>	<b>4,081</b>	<b>16,115</b>	<b>100.0%</b>	<b>12,465</b>	<b>100.0%</b>	<b>8,490</b>	<b>100.0%</b>	<b>7,299</b>	<b>100.0%</b>	<b>23,409</b>	<b>100.0%</b>

## 2. Purchase decision-making authority (See figure 2.)

	JASIS 2023		JASIS 2022		JASIS 2021		JASIS 2020		JASIS 2019	
	Total	Ratio	Total	Ratio	Total	Ratio	Total	Ratio	Total	Ratio
1. Decision-making position for selections and purchasing	2,195	13.6%	1,664	13.3%	1,210	14.3%	1,040	14.2%	3,420	14.6%
2. Advisory position for selection and purchasing	7,848	48.7%	5,809	46.6%	3,895	45.9%	3,298	45.2%	11,162	47.7%
3. Other	6,072	37.7%	4,992	40.0%	3,385	39.9%	2,961	40.6%	8,827	37.7%
<b>Total</b>	<b>16,115</b>	<b>100.0%</b>	<b>12,465</b>	<b>100.0%</b>	<b>8,490</b>	<b>100.0%</b>	<b>7,299</b>	<b>100.0%</b>	<b>23,409</b>	<b>100.0%</b>

Figure 1. Classification by visitor pass color

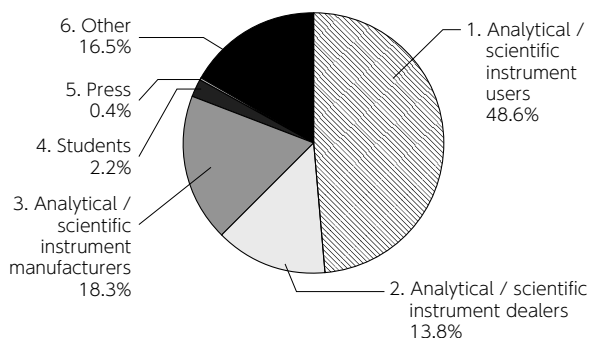
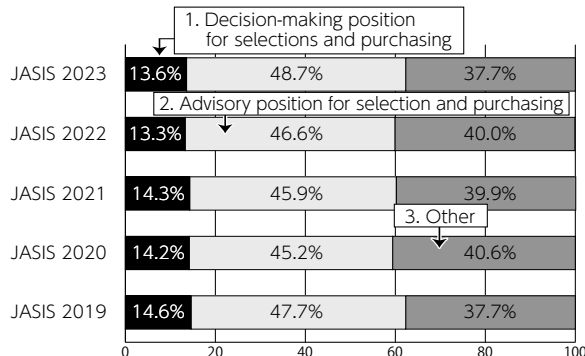


Figure 2. Purchase decision-making authority





### 3. Classification by region of employment

	JASIS 2023					JASIS 2022		JASIS 2021		JASIS 2020		JASIS 2019	
	Sep. 6	Sep. 7	Sep. 8	Total	Ratio	Total	Ratio	Total	Ratio	Total	Ratio	Total	Ratio
1. Tokyo	2,194	1,934	1,238	5,366	33.3%	4,867	39.0%	3,651	43.0%	3,419	46.8%	7,928	33.9%
2. Kanagawa	886	673	609	2,168	13.5%	1,912	15.3%	1,323	15.6%	1,061	14.5%	3,264	13.9%
3. Chiba	592	514	419	1,525	9.5%	1,199	9.6%	895	10.5%	815	11.2%	2,239	9.6%
4. Saitama	476	379	397	1,252	7.8%	1,029	8.3%	695	8.2%	604	8.3%	1,819	7.8%
5. Ibaraki	347	303	305	955	5.9%	682	5.5%	421	5.0%	335	4.6%	1,457	6.2%
6. Tochigi	53	54	71	178	1.1%	136	1.1%	73	0.9%	61	0.8%	275	1.2%
7. Gunma	75	77	91	243	1.5%	137	1.1%	86	1.0%	56	0.8%	326	1.4%
8. Yamanashi	35	28	16	79	0.5%	56	0.4%	22	0.3%	31	0.4%	104	0.4%
9. Nagano	63	49	49	161	1.0%	49	0.4%	42	0.5%	35	0.5%	230	1.0%
10. Niigata	29	23	39	91	0.6%	26	0.2%	16	0.2%	14	0.2%	143	0.6%
Kanto, Koshinetsu Region subtotal	4,750	4,034	3,234	12,018	74.6%	10,093	81.0%	7,224	85.1%	6,431	88.1%	17,785	76.0%
11. Aichi	152	140	114	406	2.5%	263	2.1%	171	2.0%	97	1.3%	580	2.5%
12. Shizuoka	121	103	126	350	2.2%	209	1.7%	112	1.3%	48	0.7%	648	2.8%
13. Gifu	21	16	9	46	0.3%	23	0.2%	10	0.1%	8	0.1%	76	0.3%
14. Mie	31	35	25	91	0.6%	40	0.3%	17	0.2%	10	0.1%	119	0.5%
15. Ishikawa	13	18	16	47	0.3%	13	0.1%	5	0.1%	5	0.1%	47	0.2%
16. Toyama	48	43	37	128	0.8%	46	0.4%	20	0.2%	11	0.2%	132	0.6%
17. Fukui	12	10	9	31	0.2%	9	0.1%	1	0.0%	1	0.0%	42	0.2%
Tokai, Hokuriku Region subtotal	398	365	336	1,099	6.8%	603	4.8%	336	4.0%	180	2.5%	1,644	7.0%
18. Osaka	233	257	117	607	3.8%	521	4.2%	340	4.0%	269	3.7%	886	3.8%
19. Kyoto	303	203	90	596	3.7%	439	3.5%	224	2.6%	131	1.8%	718	3.1%
20. Shiga	50	38	26	114	0.7%	97	0.8%	33	0.4%	29	0.4%	146	0.6%
21. Hyogo	91	53	43	187	1.2%	142	1.1%	70	0.8%	66	0.9%	299	1.3%
22. Nara	10	9	4	23	0.1%	10	0.1%	10	0.1%	3	0.0%	32	0.1%
23. Wakayama	5	7	3	15	0.1%	2	0.0%	3	0.0%		0.0%	29	0.1%
Kinki Region subtotal	692	567	283	1,542	9.6%	1,211	9.7%	680	8.0%	498	6.8%	2,110	9.0%
24. Ehime	21	19	6	46	0.3%	18	0.1%	4	0.0%	3	0.0%	50	0.2%
25. Kagawa	17	11	5	33	0.2%	13	0.1%	15	0.2%	8	0.1%	31	0.1%
26. Kochi	4	1	2	7	0.0%	2	0.0%	3	0.0%	2	0.0%	11	0.0%
27. Tokushima	13	19	3	35	0.2%	8	0.1%	6	0.1%	3	0.0%	33	0.1%
Shikoku Region subtotal	55	50	16	121	0.8%	41	0.3%	28	0.3%	16	0.2%	125	0.5%
28. Iwate	10	14	3	27	0.2%	5	0.0%	2	0.0%		0.0%	26	0.1%
29. Miyagi	48	28	35	111	0.7%	57	0.5%	33	0.4%	26	0.4%	134	0.6%
30. Yamagata	28	11	20	59	0.4%	28	0.2%	3	0.0%	5	0.1%	76	0.3%
31. Akita	9	9	13	31	0.2%	13	0.1%	5	0.1%	6	0.1%	35	0.1%
32. Aomori	19	7	4	30	0.2%	7	0.1%	2	0.0%	5	0.1%	43	0.2%
33. Fukushima	47	57	52	156	1.0%	76	0.6%	39	0.5%	33	0.5%	185	0.8%
34. Hokkaido	52	10	5	67	0.4%	35	0.3%	13	0.2%	15	0.2%	95	0.4%
Tohoku, Hokkaido Region subtotal	213	136	132	481	3.0%	221	1.8%	97	1.1%	90	1.2%	594	2.5%
35. Okayama	24	35	17	76	0.5%	37	0.3%	23	0.3%	10	0.1%	114	0.5%
36. Hiroshima	29	27	10	66	0.4%	37	0.3%	27	0.3%	19	0.3%	105	0.4%
37. Yamaguchi	32	33	8	73	0.5%	16	0.1%	15	0.2%	10	0.1%	74	0.3%
38. Tottori	2	3	0	5	0.0%	3	0.0%	2	0.0%		0.0%	12	0.1%
39. Shimane	3	1	1	5	0.0%	3	0.0%		0.0%		0.0%	10	0.0%
Chugoku Region subtotal	90	99	36	225	1.4%	96	0.8%	67	0.8%	39	0.5%	315	1.3%
40. Fukuoka	51	40	6	97	0.6%	66	0.5%	21	0.2%	23	0.3%	130	0.6%
41. Saga	5	8	3	16	0.1%	11	0.1%	2	0.0%		0.0%	21	0.1%
42. Nagasaki	4	1	0	5	0.0%	3	0.0%	1	0.0%		0.0%	10	0.0%
43. Kumamoto	21	11	3	35	0.2%	17	0.1%	14	0.2%	8	0.1%	59	0.3%
44. Oita	9	10	0	19	0.1%	10	0.1%	7	0.1%	3	0.0%	25	0.1%
45. Miyazaki	8	9	0	17	0.1%	8	0.1%	4	0.0%	2	0.0%	35	0.1%
46. Kagoshima	13	5	3	21	0.1%	4	0.0%	1	0.0%		0.0%	20	0.1%
47. Okinawa	9	9	0	18	0.1%	8	0.1%	6	0.1%	3	0.0%	17	0.1%
Kyushu, Okinawa Region subtotal	120	93	15	228	1.4%	127	1.0%	56	0.7%	39	0.5%	317	1.4%
Japan total	6,318	5,344	4,052	15,714	97.5%	12,392	99.4%	8,488	100.0%	7,293	99.9%	22,890	97.8%
Overseas	275	97	29	401	2.5%	73	0.6%	2	0.0%	6	0.1%	519	2.2%
Total	6,593	5,441	4,081	16,115	100.0%	12,465	100.0%	8,490	100.0%	7,299	100.0%	23,409	100.0%

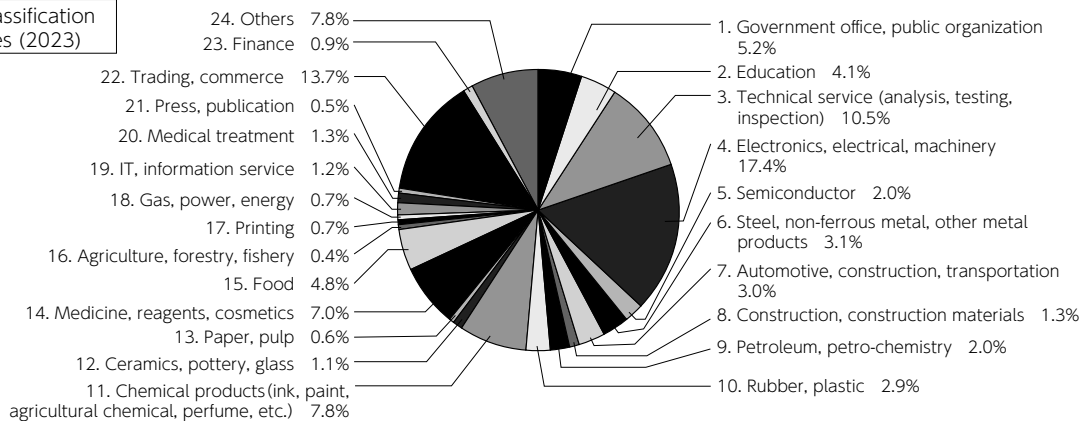
### 4. Classification by region of employment (top 10 over the last five years)

	JASIS 2023		JASIS 2022		JASIS 2021		JASIS 2020		JASIS 2019	
	Prefecture	Total	Prefecture	Total	Prefecture	Total	Prefecture	Total	Prefecture	Total
1st place	Tokyo	5,366	Tokyo	4,867	Tokyo	3,651	Tokyo	3,419	Tokyo	7,928
2nd place	Kanagawa	2,168	Kanagawa	1,912	Kanagawa	1,323	Kanagawa	1,061	Kanagawa	3,264
3rd place	Chiba	1,525	Chiba	1,199	Chiba	895	Chiba	815	Chiba	2,239
4th place	Saitama	1,252	Saitama	1,029	Saitama	695	Saitama	604	Saitama	1,819
5th place	Ibaraki	955	Ibaraki	682	Ibaraki	421	Ibaraki	335	Ibaraki	1,457
6th place	Osaka	607	Osaka	521	Osaka	340	Osaka	269	Osaka	886
7th place	Kyoto	596	Kyoto	439	Kyoto	224	Kyoto	131	Kyoto	718
8th place	Aichi	406	Aichi	263	Aichi	171	Aichi	97	Shizuoka	648
9th place	Shizuoka	350	Shizuoka	209	Shizuoka	112	Hyogo	66	Aichi	580
10th place	Gunma	243	Hyogo	142	Gunma	86	Tochigi	61	Overseas	518

## 5. Classification by industries

	JASIS 2023		JASIS 2022		JASIS 2021		JASIS 2020		JASIS 2019	
	Total	Ratio	Total	Ratio	Total	Ratio	Total	Ratio	Total	Ratio
1. Government office, public organization	841	5.2%	740	5.9%	546	6.4%	590	8.1%	1,493	6.4%
2. Education	657	4.1%	539	4.3%	356	4.2%	288	3.9%	1,176	5.0%
3. Technical service (analysis, testing, inspection)	1,696	10.5%	1,131	9.1%	810	9.5%	637	8.7%	2,244	9.6%
4. Electronics, electrical, machinery	2,799	17.4%	2,436	19.5%	1,454	17.1%	1,270	17.4%	4,069	17.4%
5. Semiconductor	326	2.0%	200	1.6%	108	1.3%	121	1.7%	417	1.8%
6. Steel, non-ferrous metal, other metal products	502	3.1%	393	3.2%	236	2.8%	178	2.4%	765	3.3%
7. Automotive, construction, transportation	482	3.0%	321	2.6%	210	2.5%	140	1.9%	628	2.7%
8. Construction, construction materials	217	1.3%	188	1.5%	140	1.6%	155	2.1%	349	1.5%
9. Petroleum, petro-chemistry	318	2.0%	206	1.7%	110	1.3%	132	1.8%	459	2.0%
10. Rubber, plastic	467	2.9%	370	3.0%	219	2.6%	195	2.7%	706	3.0%
11. Chemical products (ink, paint, agricultural chemical, perfume, etc.)	1,265	7.8%	903	7.2%	587	6.9%	463	6.3%	1,835	7.8%
12. Ceramics, pottery, glass	170	1.1%	145	1.2%	79	0.9%	76	1.0%	224	1.0%
13. Paper, pulp	99	0.6%	97	0.8%	63	0.7%	70	1.0%	133	0.6%
14. Medicine, reagents, cosmetics	1,131	7.0%	744	6.0%	435	5.1%	391	5.4%	1,598	6.8%
15. Food	777	4.8%	576	4.6%	387	4.6%	325	4.5%	1,242	5.3%
16. Agriculture, forestry, fishery	72	0.4%	36	0.3%	36	0.4%	27	0.4%	58	0.2%
17. Printing	106	0.7%	95	0.8%	67	0.8%	73	1.0%	206	0.9%
18. Gas, power, energy	115	0.7%	95	0.8%	58	0.7%	46	0.6%	164	0.7%
19. IT, information service	187	1.2%	161	1.3%	149	1.8%	122	1.7%	284	1.2%
20. Medical treatment	207	1.3%	156	1.3%	113	1.3%	93	1.3%	346	1.5%
21. Press, publication	79	0.5%	72	0.6%	79	0.9%	58	0.8%	95	0.4%
22. Trading, commerce	2,203	13.7%	1,699	13.6%	1,327	15.6%	1,058	14.5%	2,803	12.0%
23. Finance	150	0.9%	142	1.1%	120	1.4%	104	1.4%	205	0.9%
24. Others	1,249	7.8%	1,020	8.2%	801	9.4%	687	9.4%	1,910	8.2%
<b>Total</b>	<b>16,115</b>	<b>100.0%</b>	<b>12,465</b>	<b>100.0%</b>	<b>8,490</b>	<b>100.0%</b>	<b>7,299</b>	<b>100.0%</b>	<b>23,409</b>	<b>100.0%</b>

Figure 3. Classification by industries (2023)



## 6. Classification by occupation

	JASIS 2023		JASIS 2022		JASIS 2021		JASIS 2020		JASIS 2019	
	Total	Ratio	Total	Ratio	Total	Ratio	Total	Ratio	Total	Ratio
1. R&D (government, schools)	847	5.3%	698	5.6%	479	5.6%	452	6.2%	1,591	6.8%
2. R&D (private)	3,261	20.2%	2,445	19.6%	1,408	16.6%	1,226	16.8%	4,964	21.2%
3. Education	108	0.7%	90	0.7%	63	0.7%	58	0.8%	207	0.9%
4. Students	347	2.2%	256	2.1%	186	2.2%	123	1.7%	551	2.4%
5. Engineering, design	883	5.5%	706	5.7%	436	5.1%	300	4.1%	1,318	5.6%
6. Manufacturing, quality control	1,233	7.7%	765	6.1%	498	5.9%	475	6.5%	1,774	7.6%
7. Procurement	127	0.8%	101	0.8%	70	0.8%	64	0.9%	235	1.0%
8. Analysis, testing, inspection, measurement	2,931	18.2%	2,003	16.1%	1,335	15.7%	1,116	15.3%	4,209	18.0%
9. Business, management	835	5.2%	701	5.6%	479	5.6%	416	5.7%	1,183	5.1%
10. Sales	3,965	24.6%	3,313	26.6%	2,454	28.9%	2,101	28.8%	4,837	20.7%
11. Planning	730	4.5%	703	5.6%	546	6.4%	513	7.0%	1,130	4.8%
12. Service, repairs	173	1.1%	155	1.2%	102	1.2%	59	0.8%	232	1.0%
13. Other	675	4.2%	529	4.2%	434	5.1%	396	5.4%	1,178	5.0%
<b>Total</b>	<b>16,115</b>	<b>100.0%</b>	<b>12,465</b>	<b>100.0%</b>	<b>8,490</b>	<b>100.0%</b>	<b>7,299</b>	<b>100.0%</b>	<b>23,409</b>	<b>100.0%</b>

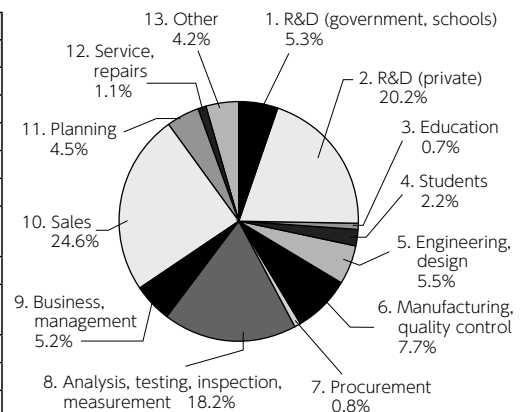


Figure 4. Classification by occupation (2023)

## 7. Major purpose of visiting JASIS (multiple answers allowed)

•When the seminar configuration changed in 2021, we changed the *answer choices*.

3. To collect exhibitor information (added in 2021)
4. To attend New Technology Presentations (company presentations)
5. To attend seminars (excluding New Technology Presentations (company presentations))

	JASIS 2023		JASIS 2022		JASIS 2021		JASIS 2020		JASIS 2019	
	Total	Ratio	Total	Ratio	Total	Ratio	Total	Ratio	Total	Ratio
1. To consider purchasing analytical/scientific instruments (long/short term)	4,900	39.3%	3,560	28.6%	2,462	29.0%	2,073	28.4%	7,359	31.4%
2. Market research the analytical/scientific instrument industries	11,080	88.9%	8,418	67.5%	5,629	66.3%	4,851	66.5%	14,833	63.4%
3. To collect exhibitor information	5,228	41.9%	3,859	31.0%	2,857	33.7%	–	–	–	–
4. To attend New Technology Presentations	4,508	36.2%	3,138	25.2%	1,995	23.5%	2,190	30.0%	7,303	31.2%
5. To attend seminars (excluding New Technology Presentations)	2,759	22.1%	1,780	14.3%	1,020	12.0%	452	6.2%	4,094	17.5%
6. To seek business partnerships	2,007	16.1%	1,598	12.8%	1,083	12.8%	1,106	15.2%	2,264	9.7%
7. To manufacturers of analytical/scientific instruments: To collect competitor's information	1,662	13.3%	1,406	11.3%	986	11.6%	1,075	14.7%	2,996	12.8%
8. To manufacturers of analytical/scientific instruments: To collect information to design analytical/scientific instruments	1,039	8.3%	746	6.0%	551	6.5%	582	8.0%	1,717	7.3%
9. Exhibitors, presenters	1,371	11.0%	1,275	10.2%	716	8.4%	701	9.6%	2,179	9.3%
10. Other	1,161	9.3%	943	7.6%	729	8.6%	717	9.8%	2,191	9.4%

The above response ratios were calculated assuming the following total numbers of visitors during each year: 2023: 16,115, 2022: 12,465, 2021: 8,490, 2020: 7,299, and 2019: 23,409.

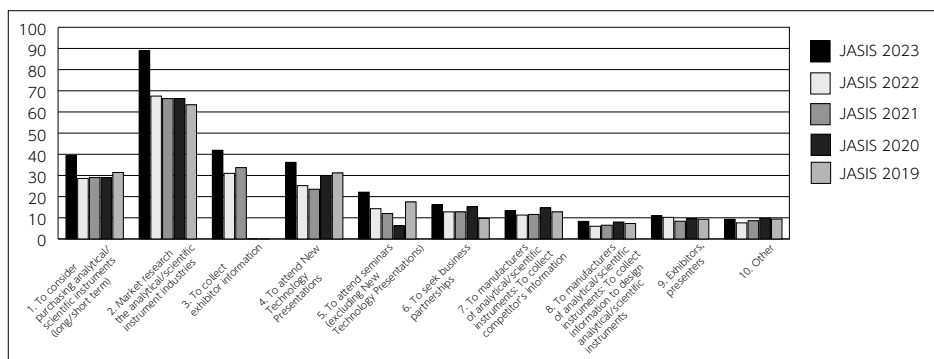


Figure 5. Major purpose of visiting JASIS (five-year comparison)

## 8. Have you visited JASIS before?

	JASIS 2023		JASIS 2022		JASIS 2021		JASIS 2020		JASIS 2019	
	Total	Ratio	Total	Ratio	Total	Ratio	Total	Ratio	Total	Ratio
1. No	6,002	37.2%	4,368	35.0%	2,786	32.8%	2,247	30.8%	8,531	36.4%
2. Yes	10,113	62.8%	8,097	65.0%	5,704	67.2%	5,052	69.2%	14,878	63.6%
<b>Total</b>	<b>16,115</b>	<b>100.0%</b>	<b>12,465</b>	<b>100.0%</b>	<b>8,490</b>	<b>100.0%</b>	<b>7,299</b>	<b>100.0%</b>	<b>23,409</b>	<b>100.0%</b>

## 9. Visitor age (See figure 6.)

	JASIS 2023		JASIS 2022		JASIS 2021		JASIS 2020		JASIS 2019	
18 or younger	9	0.1%	8	0.1%	4	0.0%	5	0.1%	17	0.1%
19 to 29 years old	3,437	21.3%	2,499	20.0%	1,610	19.0%	1,353	18.5%	4,376	18.7%
30 to 39 years old	3,715	23.1%	2,670	21.4%	1,819	21.4%	1,516	20.8%	5,463	23.3%
40 to 49 years old	3,846	23.9%	3,107	24.9%	2,073	24.4%	1,874	25.7%	6,012	25.7%
50 to 59 years old	3,273	20.3%	2,649	21.3%	1,826	21.5%	1,589	21.8%	4,729	20.2%
60 to 69 years old	1,317	8.2%	1,120	9.0%	805	9.5%	677	9.3%	1,883	8.0%
70 or older	313	1.9%	263	2.1%	211	2.5%	199	2.7%	432	1.8%
No response	205	1.3%	149	1.2%	142	1.7%	86	1.2%	497	2.1%
<b>Total</b>	<b>16,115</b>	<b>100.0%</b>	<b>12,465</b>	<b>100.0%</b>	<b>8,490</b>	<b>100.0%</b>	<b>7,299</b>	<b>100.0%</b>	<b>23,409</b>	<b>100.0%</b>

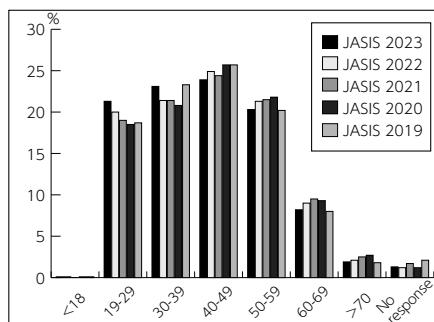


Figure 6. Visitor age distribution (five-year comparison)

## 10. Classification by country

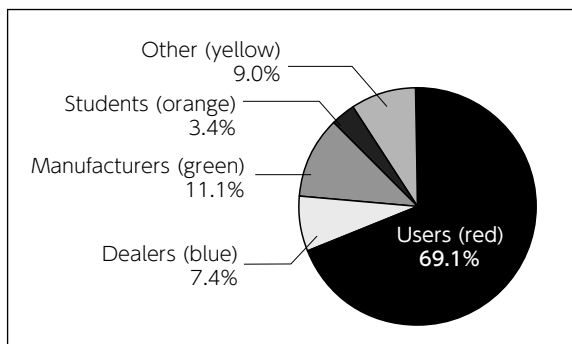
JASIS 2023		JASIS 2022		JASIS 2021		JASIS 2020		JASIS 2019	
Country	Total	Country	Total	Country	Total	Country	Total	Country	Total
South Korea	147	South Korea	27	U.S.A.	1	U.S.A.	2	China	124
Taiwan	75	Taiwan	10	Australia	1	India	1	South Korea	118
China	58	U.S.A.	7			Taiwan	1	Taiwan	73
Thailand	14	India	3			Indonesia	1	Vietnam	30
U.S.A.	12	Pakistan	3			Philippines	1	Thailand	27
Indonesia	11	Uzbekistan	3					U.S.A.	21
Germany	10	Canada	2					Singapore	16
Singapore	9	Indonesia	2					India	11
India	8	Malaysia	2					Germany	10
Malaysia	7	Saudi Arabia	2					United Kingdom	9
Austria	6	Singapore	2					Russia	8
Vietnam	6	Switzerland	2					Hong Kong	6
Other	38	Other	8					Bangladesh	6
								Other	60
<b>Total</b>	<b>401</b>	<b>Total</b>	<b>73</b>	<b>Total</b>	<b>2</b>	<b>Total</b>	<b>6</b>	<b>Total</b>	<b>519</b>

Other countries (Abkhazia, the United Arab Emirates, Italy, the Netherlands, Kazakhstan, Canada, Switzerland, Spain, the Czech Republic, New Zealand, Hungary, the Philippines, France, Vietnam, Belgium, Poland, Mongolia, Jordan, United Kingdom, and Hong Kong)

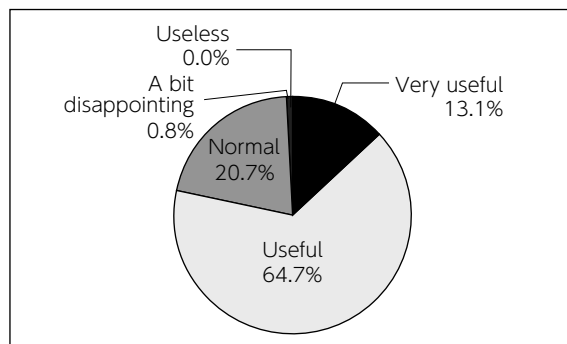
# 4. Questionnaire for Visitors

To figure out visitors' needs and trends, a survey was conducted. The survey was carried out in a paper-based format during the three-day event period (Sep. 6 to 8) at the back of the exhibition hall 5, and we received responses from 3,371 visitors.

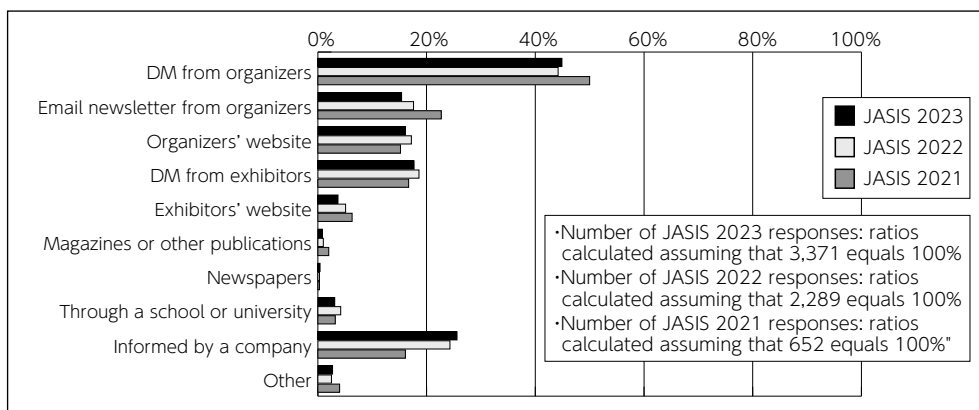
## 1. Classification by questionnaire-respondent visitor pass color



## 2. How do you evaluate JASIS in general?



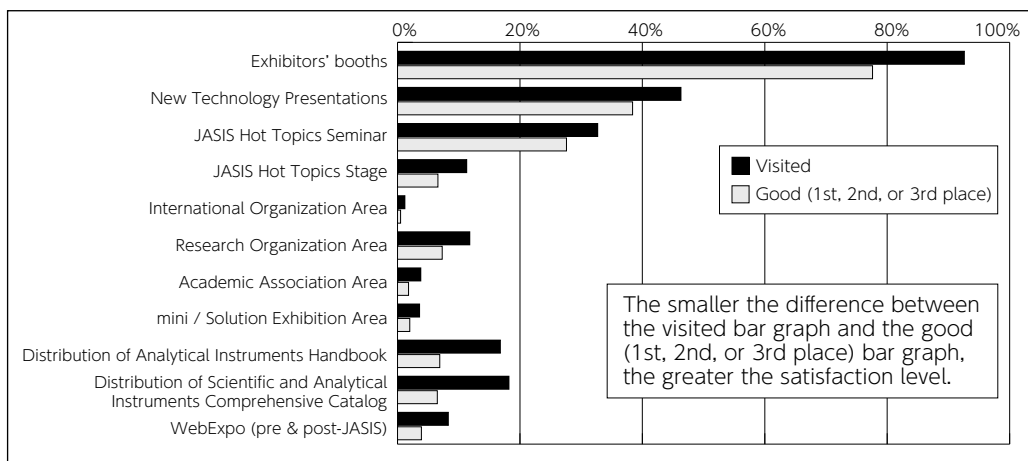
## 3. How did you hear about JASIS? (Multiple answers allowed)



## 4. Evaluation of each event (Multiple answers allowed)

Visitors were asked to select which JASIS 2023 events they visited/used (or planned to visit/use).

Subsequently, they indicated up to three events with high satisfaction among those selected. The smaller the difference between the visited bar graph and the good (1st, 2nd, or 3rd place) bar graph, the greater the satisfaction level.



## 5. Scale of the Exhibition

JASIS 2023 was held using three halls of Makuhari Messe International Exhibition Hall and was consisted of 345 companies with 1,096 booths, an increase of 23 companies and 114 booths compared to the last year.

Among the 1,096 booths, 981 were 3 meter × 3 meter general booths for displaying company products, which was 89.5% of all booths, while 115 booths (10.5%) were for the mini/Solution Area, Research Organization Area, Academic Association Area, and others.

Of the total of 345 companies and organizations, there were 196 organizer (JAIMA or JSIA) member companies (56.8%) and 149 non-member companies (43.2%), which shows that the exhibition's doors are wide open to non-members as well. There were also 20 exhibitors from overseas.

### • Exhibitors classified by membership status

	Number of booths					Number of companies				
	JASIS 2023	Year on year	JASIS 2022	JASIS 2021	JASIS 2020	JASIS 2023	Year on year	JASIS 2022	JASIS 2021	JASIS 2020
JAIMA/JSIA members	869	111.60%	779	724	817	196	105.4%	186	165	175
Non-members (Japan)	69	87.50%	80	61	73	54	108.3%	48	41	41
Non-members (overseas)	32	310.00%	10	4	7	14	185.7%	7	3	4
Other (Japan)	11	52.40%	21	12	12	2	33.3%	6	5	6
<b>General booths subtotal</b>	<b>981</b>	<b>110.20%</b>	<b>890</b>	<b>801</b>	<b>909</b>	<b>263</b>	<b>106.5%</b>	<b>247</b>	<b>214</b>	<b>226</b>
mini/Solution Area	73	119.70%	61	41	34	53	108.2%	49	32	26
Research Organization Area, Academic Association Area, Media & Press Area, etc.	42	135.50%	31	30	28	32	123.1%	26	24	24
<b>Total</b>	<b>1,096</b>	<b>111.60%</b>	<b>982</b>	<b>872</b>	<b>971</b>	<b>345</b>	<b>107.1%</b>	<b>322</b>	<b>270</b>	<b>276</b>

### • Overseas exhibitors classified by booth types

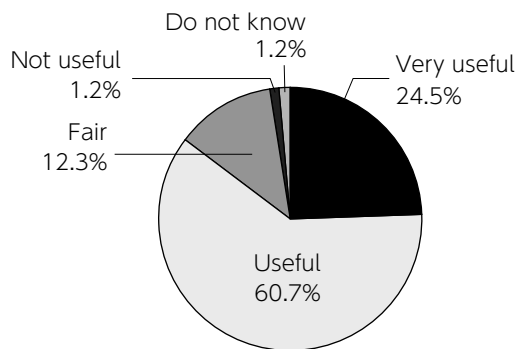
	Number of overseas exhibitors / countries			
	JASIS 2023	JASIS 2022	JASIS 2021	JASIS 2020
General booths	14 companies 32 booths / 12 countries	8 companies 11 booths / 7 countries	3 companies 4 booths / 3 countries	4 companies 7 booths / 4 countries
mini/Solution Area	2 companies 3 booths / 2 countries	1 company 1 booth / 1 country	1 company 1 booth / 1 country	-
International Organization Area	4 companies 4 booths / 1 country	5 companies 5 booths / 1 country	7 companies 9 booths / 2 countries	6 companies 6 booths / 2 countries
Media & Press Area	-	-	-	1 company 1 booth / 1 country
<b>Total</b>	<b>20 companies</b> <b>39 booths / 12 countries</b>	<b>14 companies</b> <b>17 booths / 7 countries</b>	<b>11 companies</b> <b>14 booths / 5 countries</b>	<b>11 companies</b> <b>14 booths / 6 countries</b>



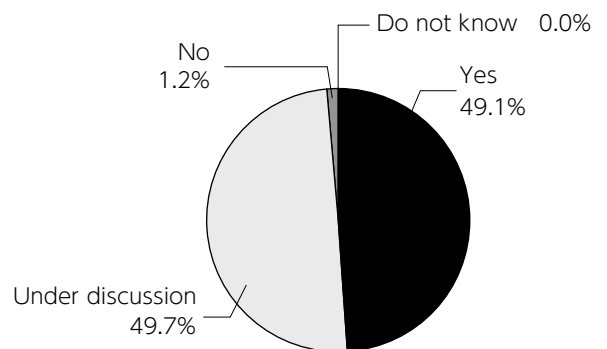
# 6. Questionnaire for Exhibitors

After the exhibition, a questionnaire was sent to 325 exhibitor representatives in Japan, and 163 companies responded (collection rate: 50.1%). In terms of the exhibitor satisfaction level, 85.2% of exhibitors responded that JASIS was *very useful* or *useful*, and, in terms of exhibition achievements, 55.2% of exhibitors responded that they *achieved concrete results*. Both of these evaluations were more positive than in 2019 (before COVID-19). When asked whether they plan to participate in next year's exhibition, 98.8% of respondents said *yes* or that this is still *under discussion*, which shows that expectations surrounding JASIS remain strong. An excerpt of the questionnaire is provided below.

## 1. Was your exhibition at JASIS 2023 useful?



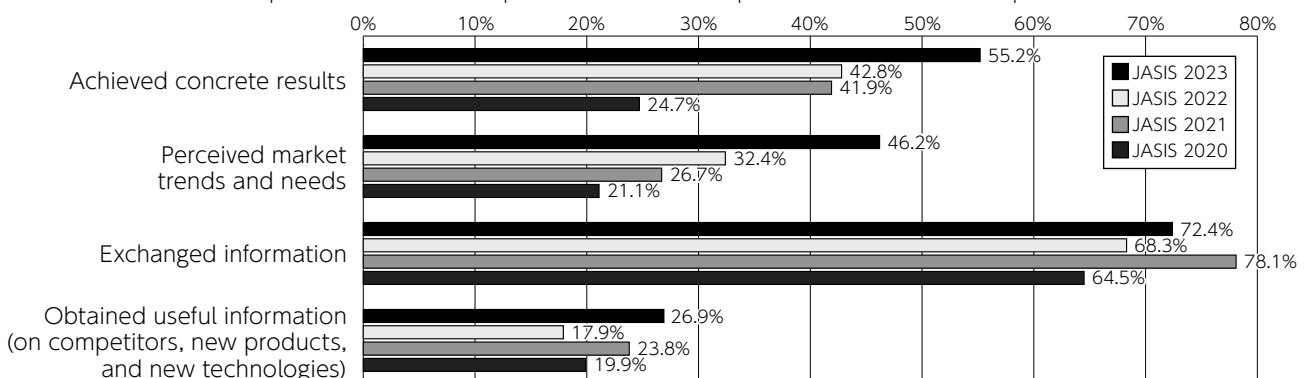
## 2. Do you intend to exhibit at JASIS 2024?



## 3. Exhibition achievements (multiple answers allowed)

	JASIS 2023	JASIS 2022	JASIS 2021	JASIS 2020
1 Achieved concrete results	80 respondents 55.2%	62 respondents 42.8%	44 respondents 41.9%	41 respondents 24.7%
2 Perceived market trends and needs	67 respondents 46.2%	47 respondents 32.4%	28 respondents 26.7%	35 respondents 21.1%
3 Exchanged information	105 respondents 72.4%	99 respondents 68.3%	82 respondents 78.1%	107 respondents 64.5%
4 Obtained useful information (on competitors, new products, and new technologies)	39 respondents 26.9%	26 respondents 17.9%	25 respondents 23.8%	33 respondents 19.9%
5 Other	7 respondents 4.8%	9 respondents 6.2%		

\* The above ratios were calculated assuming that 100% is equal to the following numbers of companies for each year: 163 companies in 2023, 145 companies in 2022, 105 companies in 2021, and 166 companies in 2020.



## 7. Exhibitor List

### ■ General booths

#### A

ACTAC	4A-1008
Admesy Japan	6A-806
Advantec Toyo	4A-104
Agilent Technologies Japan	6B-101, 6B-201
Airtech	6B-501
AiSTI SCIENCE	6B-604
AIVS	6B-203
AMETEK	6B-504
analytica-Messe Muenchen	4B-404
Analytik Jena Japan	6A-805
ANATEC YANACO	5A-503, 5A-601
ANRITSU METER	5B-607
Anton Paar Japan	6B-603
Apera Instruments	4A-705
Aqua	5A-503, 5A-601
ARAM	6A-605
AS ONE	4B-801
Asahi Lab Commerce	4A-401
ASAHI LIFE SCIENCE	5A-703
ASAHI TECHNEION	5A-804
Ashizawa Finetech	4A-802
ASKindex	5A-805
Avidity Science	4A-002

#### B

BAS	6A-402
BeatSensing	6A-403
Bio Medical Science	4B-203
BioChromato	4B-805
BIOTEC	5B-610
BL TEC	4A-101
Bruker Japan	5B-903

#### C

C. Gerhardt Japan	5B-706
CANYON	5B-608
Carl Zeiss	5A-806
CEM Japan	5B-301
Chroma Technology Japan	5B-506
ChromaNik Technologies	4A-606
CHUORIKA	5A-707
CITIZEN FINEDEVICE	4A-706
CORRENS	4A-003

#### D

DAICO MFG	5A-503, 5A-601
DAIDO INDUSTRIES	6B-607
DAINIPPON SEIKI	5B-901
Daiwa Techno Systems	4B-702
DALTON	4A-502

Denken-Highdental	4A-1006
Digital Surf	4A-007
DKK-TOA	4A-607
DURAG GROUP	4B-204

#### E

EBARA	5B-806
Edwards Japan	6A-803
EKO INSTRUMENTS	4A-806
Elemental Scientific	6B-302
Elementar Japan	5B-602
ELIONIX	4B-606
Eppendorf	4A-501
Eppendorf Himac Technologies	4A-501
ESPEC	5A-608
EVIDENT	6B-601

#### F

FINEPCR	5A-904
FLON INDUSTRY	4A-001
Frontier Laboratories	5A-704
FUJIKIN	6A-901
FUKUSHIMA GALILEI	4A-601
FUTA-Q	5A-503, 5A-601

#### G

GASTEC	6A-401
GL Sciences	6A-1001
Glass Expansion	6A-801
GTR TEC	6B-606
GVS Japan	6A-602

#### H

H.E.L Group	4A-011
Hagataya	6B-602
Hakuto	5A-602
HAMAMATSU PHOTONICS	6B-404
Hangzhou Allsheng Instruments	5A-203
Hanna Instruments Japan	4B-706
HARIO SCIENCE	6A-502
HERZOG JAPAN	5B-501
Hipep Laboratories	4A-804
HIRANUMA	6A-101, 6A-201, 6A-301
HIRAYAMA MANUFACTURING	6B-204
Hitachi High-Tech	6A-101, 6A-201, 6A-301
HORIBA TECHNO SERVICE	5A-503, 5A-601
HORIBA, HORIBA Advanced Techno, HORIBA STEC, HORIBA TECHNO SERVICE	4B-101, 4B-201

#### I

IAS	6A-802
iASYS Technology Solutions	6B-304
IBS	5B-403

ICHINEN MANUFACTURING	5B-604	MAK ENGINEERING	4A-005
IKA JAPAN	4A-602	Malvern Panalytical a Division of Spectris	5A-902
Ikeda Scientific	4B-301	Maruemu	5B-804
Ikegami Seiki	6A-809	Meiwafosis	4A-201
INFICON	6A-702	Merck	5A-204
INNOVATION SCIENCE	4B-403	Metrohm Japan	6A-501
ionBench	4B-708	Mettler-Toledo	6B-301
IRIE	4B-701	Micro Emission	6A-303
<b>J</b>		Micro Support	5A-607
J-SCIENCE LAB	4B-607	MICROTEC	5B-705
J.A. Woollam Japan	5B-603	MicrotracBEL	4A-801
Japan Analytical Industry	5B-404	Milestone General	6B-303
Japan High Tech	5A-605	Ministry of Education, Culture, Sports, Science and Technology	5B-802
Japan Laser	6A-406	MIRAI INDUSTRY	5A-706
JAPAN MACHINERY	6A-407	MOXTEK	5A-801
Japanese Association of Clinical Laboratory Systems (JACLaS)	5A-903	MSH Systems	5A-403
JASCO	5B-101, 5B-201	Murayama Denki	4A-1004
JASCO Engineering	5B-101, 5B-201	MUSASHI ENGINEERING	5A-504
JASCO INTERNATIONAL	5B-101, 5B-201	<b>N</b>	
JEOL	4B-901	Nagoya Scientific Instruments	6B-502
JFE Techno-Research	6A-807	NAKAMURA SCIENTIFIC INSTRUMENT	5B-702
JMS	4B-602	NAKAYAMA / SANKEI	5B-507
JOAN LAB EQUIPMENT (ZHEJIANG)	4A-006	Nanophoton	4B-401
JULABO JAPAN	6A-304	National Institute of Advanced Industrial Science and Technology	5A-404
<b>K</b>		NETZSCH Japan	5A-901
Kamimura Manufacturing	5A-503, 5A-601	New Metals and Chemicals Corporation	5B-503
Kanomax Analytical	5B-805	NICHIRYO	4A-702
KENIS	5B-502	Nihon BUCHI	4A-905, 4A-1001
KETEK GmbH	4B-202	NIHON ENTEGRIS	5B-803
KETT ELECTRIC LABORATORY	6A-403	NIHON FREEZER	4B-601
KIRIYAMA GLASS WORKS	4A-708	Nihon seimitsu kagaku	4B-605
KITAHAMA	4B-609	Nihon Thermal Consulting	5A-803
KITZ MICRO FILTER	4B-804	Nihon Waters	5A-301
KLV	5B-708	Nippo Precision	4A-901
KNF JAPAN	6A-606	NIPPON INSTRUMENTS	5A-202
KOENN	6A-405	NIPPON PAPER CRECIA	5A-401
KOFLOC	6B-402	Nishikawa Keisoku	6B-202
KOKUGO	5B-606	Nittoseiko Analytech	4A-202
KOMYO RIKAGAKU KOGYO	5A-604	Nova Biomedical	4A-102
Korea R&D Industry Association (RNDIA)	5A-1001	NSP	5B-402
KUBOTA Corporation	5B-801	<b>O</b>	
KYORITSU CHEMICAL-CHECK Lab.	5B-605	Okamura	6A-905
KYOTO ELECTRONICS MANUFACTURING	6B-401	OKANO WORKS	6B-502
Kyoto Jushi-Seiko	5A-503, 5A-601	Opto Science	4A-605
Kyoto Scientific Instrument Association	5A-503, 5A-601	ORGANO	5A-402
Kyowa Interface Science	5B-709	OSAKA SODA	5B-703
<b>L</b>		Osaka Vacuum	5B-704
LECO Japan	6A-302	OTSUKA ELECTRONICS	5A-905
Leica Microsystems	6A-603	OURSTEX	4A-704
LINTEC21	4B-603	Oxford Instruments	5B-304
<b>M</b>		OXIDE	5B-707
M&S Instruments	4A-301		

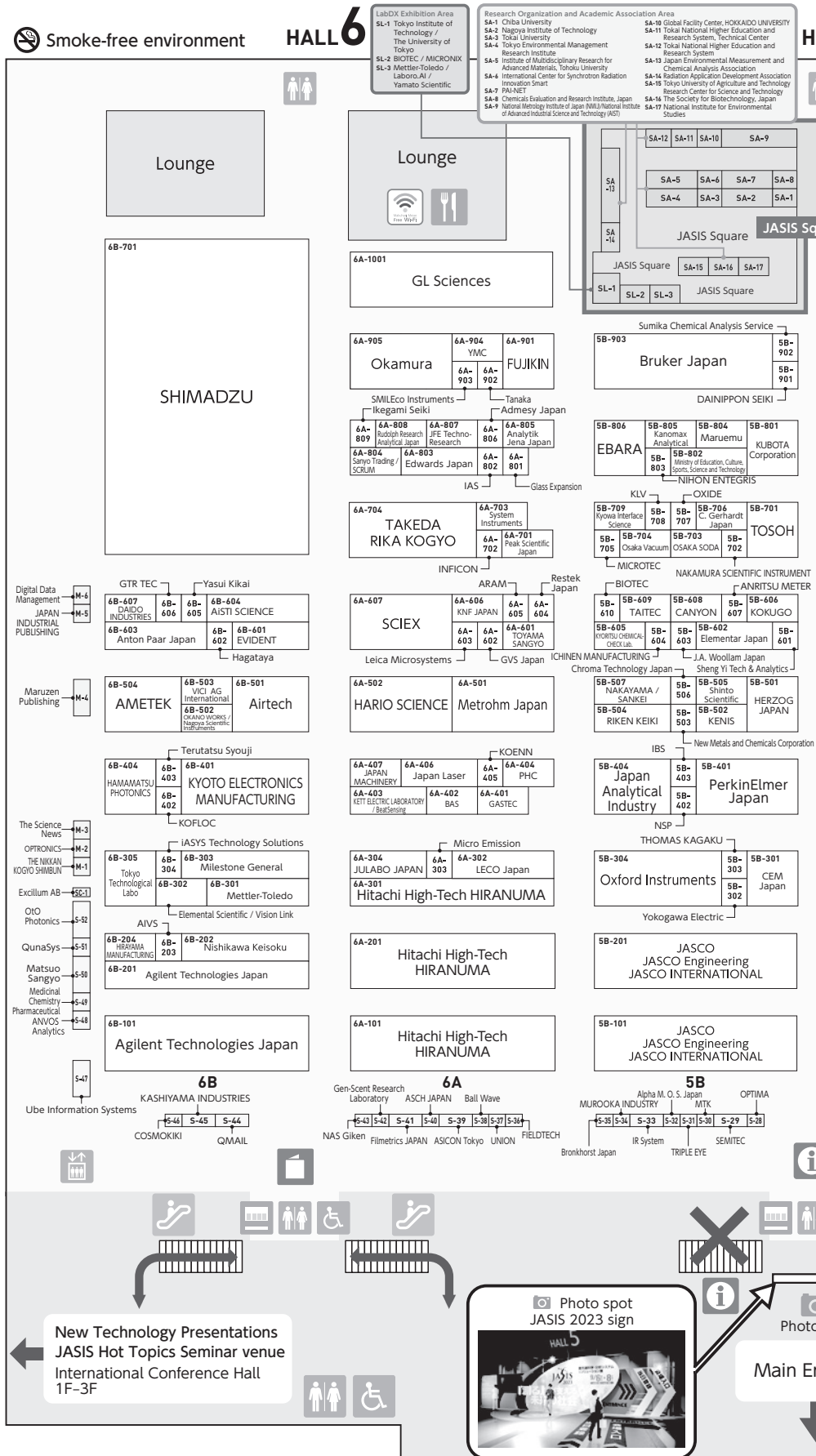


<b>P</b>			
Park Systems Japan	4B-803	Techmation	4A-004
Peak Scientific Japan	6A-701	Terutatsu Syouji	6B-403
PerkinElmer Japan	5B-401	Thermo Fisher Scientific	4A-403
Perry Johnson Laboratory Accreditation	4A-1002	THK	4A-907, 4A-1003
PHC	6A-404	THOMAS KAGAKU	5B-303
PRESI Japan	4A-009	TOKI SANGYO	5A-502
Proseven	4A-010	Tokkyokiki	4B-707
Prox	5A-503, 5A-601	TOKYO GARASU KIKAI	4B-703
<b>R</b>		TOKYO INSTRUMENTS	4B-503
Renishaw	4A-805	TOKYO M. I.	4B-705
Research Institute of Systems Planning	4A-103	TOKYO PHOTOELECTRIC	4B-205
Resonac	5A-501	TOKYO RIKAKIKAI	4B-504
Restar Communications	4A-603	Tokyo Technological Labo	6B-305
Restek Japan	6A-604	TOMY SEIKO	4A-701
Rigaku	5A-101, 5A-201	Toshiba Infrastructure Systems & Solutions	4A-906
RIKEN KEIKI	5B-504	TOSOH	5B-701
Rudolph Research Analytical Japan	6A-808	TOYAMA SANGYO	6A-601
<b>S</b>		Trajan Scientific Japan	5A-702
S.T. JAPAN	4B-405, 4B-501	<b>U</b>	
SANSYO	4A-604	ULVAC-PHI	5A-701
Sanyo Trading	6A-804	<b>V</b>	
Sartorius Japan	4B-402	Veolia Jenets ELGA LabWater Division	4A-707
SATAKE MultiMix	4A-803	Verder Scientific	4A-801
SATO VAC	4A-904	VICI AG International	6B-503
SCIEX	6A-607	Vision Link	6B-302
SCRUM	6A-804	<b>W</b>	
Seishin Trading	4B-206	Wiley	4B-802
Sheng Yi Tech & Analytics	5B-601	World quality biotech	4B-604
SHIMADZU	6B-701	<b>Y</b>	
SHINAGAWA	4A-1007	YABEGAWA Electric Industries	4A-1005
SHINKO DENSHI	5A-606	Yamasaki Seiki Kenkyusho	5A-503, 5A-601
Shinohara Electric	5A-705	Yasui Kikai	6B-605
Shinto Scientific	5B-505	YMC	6A-904
SHOKO SCIENCE	5A-501	Yokogawa Electric	5B-302
SIBATA SCIENTIFIC TECHNOLOGY	4A-302	<b>Z</b>	
SIGEMI	4B-610	Zeon	4A-902
SMILEco Instruments	6A-903	<b>■ mini/Solution Exhibition Area</b>	
SOMA OPTICS	4B-502	AD Science	S-27
Spectra Co-op	5A-603	Alpha M. O. S. Japan	S-32
Sumika Chemical Analysis Service	5B-902	ANVOS Analytics	S-48
System Instruments	6A-703	ASCH JAPAN	S-40
System Plus	5A-802	ASICON Tokyo	S-39
Systems Engineering	4A-903	Ball Wave	S-38
<b>T</b>		Bronkhorst Japan	S-35
T&S	4A-008	Chemicals Evaluation and Research Institute, Japan	S-07
TAISEI	4B-704	COSMOKIKI	S-46
TAITEC	5B-609	E-T-A COMPONENTS	S-24
TAIYO NIPPON SAN SO	4B-608	ELEKON SCIENCE	S-26
TAKEDA RIK A KOGYO	6A-704	FIELDTECH	S-36
Tanaka	6A-902	Filgen	S-21
TANAKA SCIENTIFIC	4A-703	Filmetrics JAPAN	S-41
Tecan Japan	4A-402		

Gen-Scent Research Laboratory	S-42	Japan Environmental Measurement and Chemical Analysis Association	SA-13
IONTOF Japan	S-03	Nagoya Institute of Technology	SA-02
IR System	S-33	National Institute for Environmental Studies	SA-17
KANEKA TECHNO RESEARCH	S-09	National Metrology Institute of Japan (NMIJ)/National Institute of Advanced Industrial Science and Technology (AIST)	SA-09
KASHIYAMA INDUSTRIES	S-45	PAI-NET	SA-07
Kyodo International	S-04	Radiation Application Development Association	SA-14
Kyokuei Kenmakakou	S-13	The Society for Biotechnology, Japan	SA-16
Lightstone	S-14	Tokai National Higher Education and Research System	SA-12
Matsuo Sangyo	S-50	Tokai National Higher Education and Research System, Technical Center	SA-11
Medicinal Chemistry Pharmaceutical	S-49	Tokai University	SA-03
Mie Prefecture Environmental Conservation Agency	S-19	Tokyo Environmental Management Research Institute	SA-04
MITSUI KNOWLEDGE INDUSTRY	S-22	Tokyo University of Agriculture and Technology Research Center for Science and Technology	SA-15
MIURA	S-02		
MTK	S-30		
Muromachi Chemicals	S-01		
MUROOKA INDUSTRY	S-34		
NAS Giken	S-43		
NIKKAKI BIOS	S-23		
Northern Science Consulting	S-15		
OPTIMA	S-28		
OtO Photonics	S-52		
QMAIL	S-44		
QunaSys	S-51		
Reifycs Analytical	S-11		
Research Institute of Biomolecule Metrology	S-25		
SCINICS	S-05		
SEMITEC	S-29		
Spectral Application Research Laboratory	S-17		
Systech	S-16		
TA Instruments Japan	S-10		
TechnoSuruga Laboratory	S-06		
TOKAI OPTICAL	S-12		
TRIPLE EYE	S-31		
TWINBIRD	S-08		
Ube Information Systems	S-47		
Uniflows	S-18		
UNION	S-37		
YAMAKIDENKI	S-20		
<b>■ mini/Solution Catalog Area</b>			
Excillum AB	SC-1		
<b>■ Research Organization and Academic Association Area</b>			
Chemicals Evaluation and Research Institute, Japan	SA-08		
Chiba University	SA-01		
Global Facility Center, HOKKAIDO UNIVERSITY	SA-10		
Institute of Multidisciplinary Research for Advanced Materials, Tohoku University	SA-05		
International Center for Synchrotron Radiation Innovation Smart	SA-06		
<b>■ International Organization Area</b>			
Georgia Department of Economic Development		SI-5	
Iowa Economic Development Authority		SI-4	
PITTCON		SI-6	
SME SUPPORT JAPAN		SI-1	
Titan Technologies		SI-2	
U.S. Commercial Service, U.S. Embassy, Tokyo		SI-3	
<b>■ LabDX Exhibition Area</b>			
BIOTEC / MICRONIX		SL-2	
Mettler-Toledo / Laboro.AI / Yamato Scientific		SL-3	
Tokyo Institute of Technology / The University of Tokyo		SL-1	
<b>■ Media &amp; Press Area</b>			
Digital Data Management		M-6	
JAPAN INDUSTRIAL PUBLISHING		M-5	
Maruzen Publishing		M-4	
OPTRONICS		M-2	
THE NIKKAN KOGYO SHIMBUN		M-1	
The Science News		M-3	

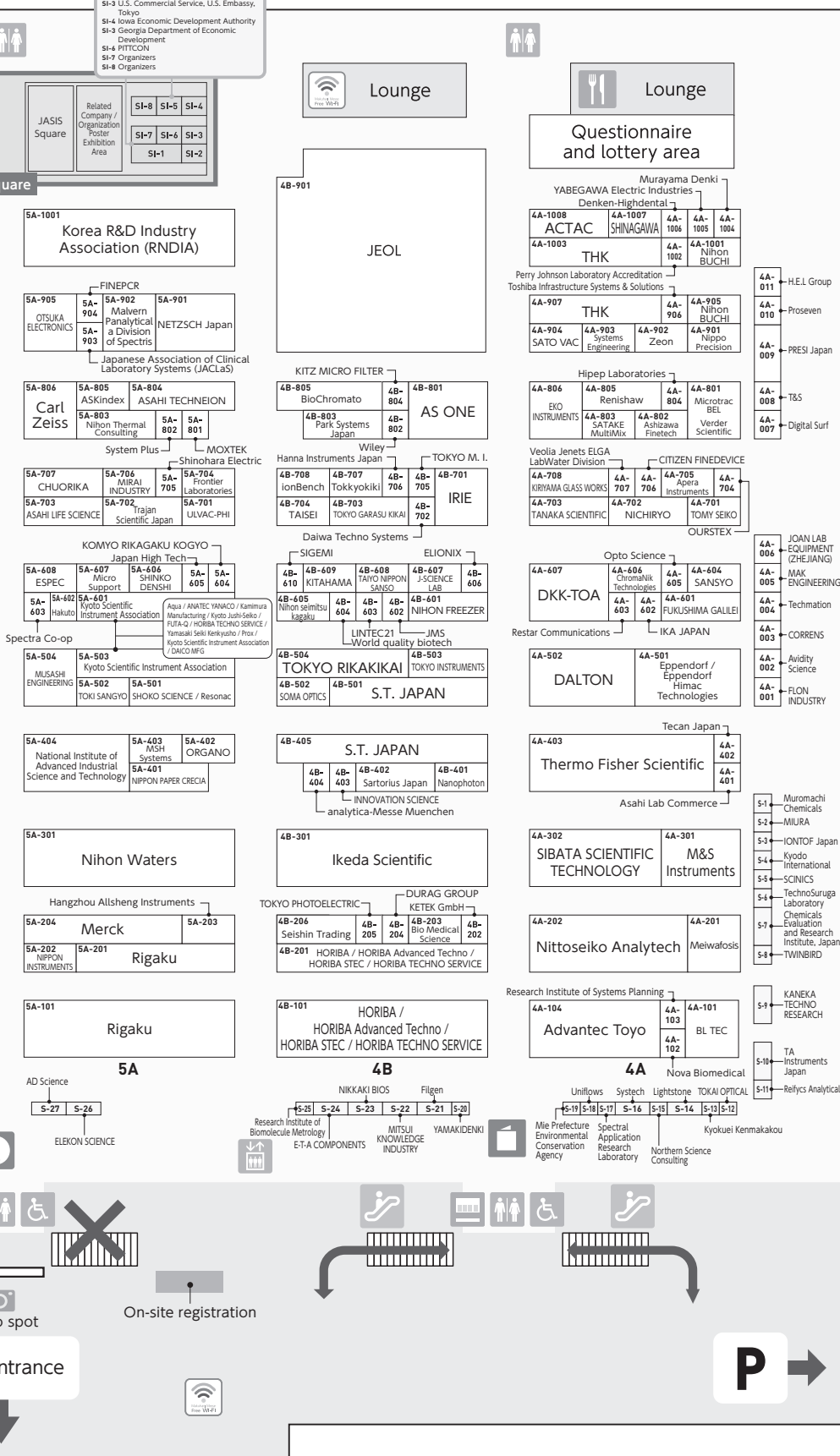


# 8. Exhibition Hall Layout



## HALL 5

## HALL 4



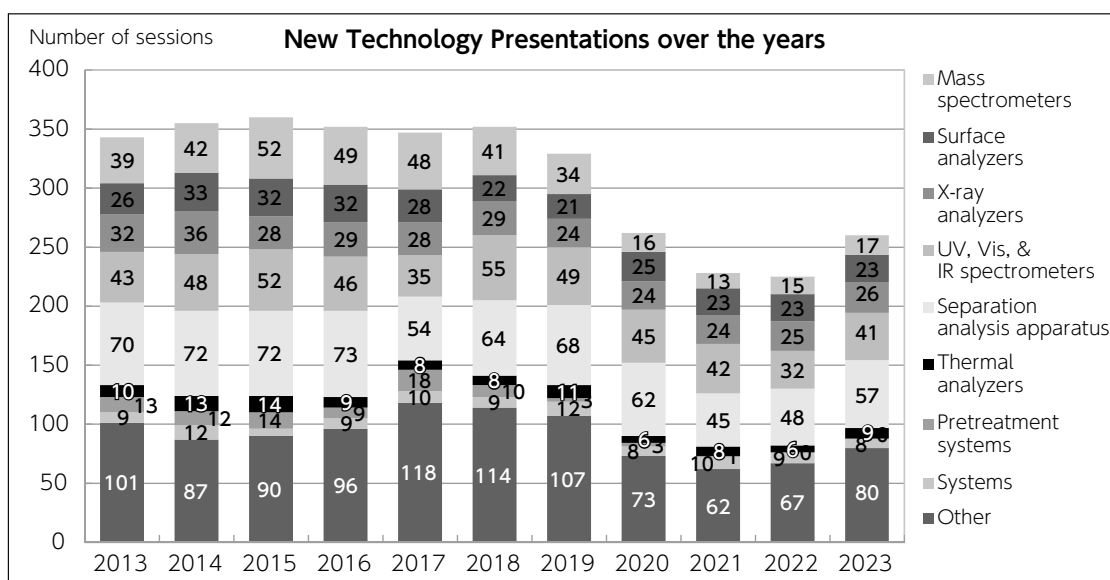
- Lounge
- Lunch box (10:00 a.m. until sold out)
- Food truck
- Vending machine
- Restroom
- Wheelchair accessible restroom
- Information
- Floor map
- Free Wi-Fi
- Escalator
- Elevator

# 9. New Technology Presentations

New Technology Presentations provide *analysis solutions*, thereby complementing product exhibitions, and are therefore an essential source of information for users. These presentations provide various kinds of information related to analytical and scientific instruments—including everything from the basics to practical know-how pertaining to analysis instruments and operations—thereby supporting the exhibition and serving as a major driving force to attract visitors to JASIS as a whole.

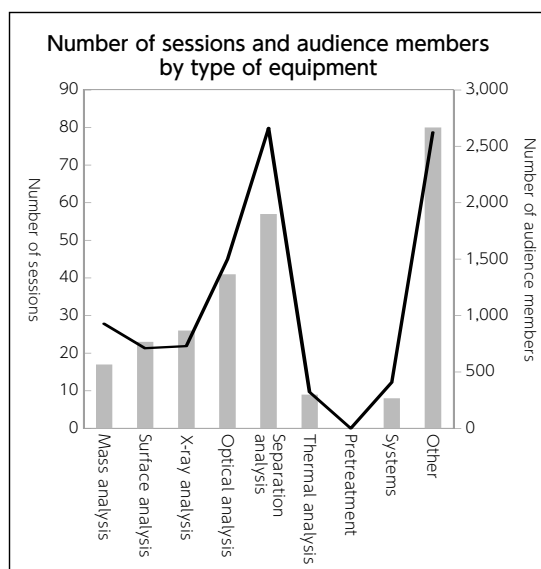
In 2023, there were 261 presentations, making an increase of 36 compared to the previous year's 225 presentations, with a total audience of 9,884 (compared to 6,908 in the previous year). Additionally, the presentation venue was changed from the APA Hotel *Tokyo Bay Makuhari* (last year's venue) to the Makuhari Messe International Conference Hall, and presentations were made in 12 rooms. The capacity was also increased to 100 or 160 visitors. (Last year's capacity was 54 to 100 visitors.)

The three main exhibitor presentation topics were as follows: *other* with 80 presentations (30.7% of the total) (previous year: 67 presentations (29.8%)), *separation analysis* with 57 presentations (21.8% of the total) (previous year: 48 presentations (21.3%)), and *optical analysis* with 41 presentations (15.7% of the total) (previous year: 32 presentations (14.2%)).



## Total number of audience and sessions

	2023		2022		2021	
	Number of audience members	Number of sessions	Number of audience members	Number of sessions	Number of audience members	Number of sessions
Sep. 6 (Wed.)	3,472	87	2,113	72	1,615	72
Sep. 7 (Thu.)	3,767	87	2,388	76	1,730	79
Sep. 8 (Fri.)	2,645	87	2,407	77	1,468	78
Total	9,884	261	6,908	225	4,813	228
Average	37.9 people / session		30.7 people / session		21.1 people / session	



# 10. JASIS Hot Topics Seminar

JASIS Hot Topics Seminar was launched in 2021 to provide information and insights aimed at addressing the diverse range of social issues affecting the environment that surrounds us.

The seminar covered six topics related to social issues—advanced materials, the environment, education, life sciences, food, and DX—and this event took place in Convention Hall A, Convention Hall B, and the International Conference Room, all located in the Makuhari Messe International Conference Hall.

Thanks in part to the increased venue capacity, the total number of audience members was 4,991, a 88% year-on-year increase compared to the previous year (2,654). Similar to last year, JASIS Hot Topics Seminar-related events also took place on the JASIS Square stage inside the exhibition venue. (refer p. 23)

We also held events in collaboration with other organizations, including the first public presentation with the Japan Society for the Promotion of Science (R053 Committee on Collaboration Platform of Design, Measurement and Analysis) and RSC-TIC with the United Kingdom Royal Society of Chemistry (RSC).

## 1. Overview

Date: Sep. 6 (Wed.) to 8 (Fri.), 2023

Number of presentations: 47 (36)\*

Total number of audience members: 4,991 (2,654)\*

Numbers in parentheses with asterisks are the results for JASIS 2022.



## 2. List of Lecture Dates and Titles, and Number of Attendees

Date	Topic	Subject	Lecture Title	Lecturer	Attendees
Sep.6 (Wed.)	Material	Latest Trends in Plastics Recycling and Instrumental Analysis	Carbon neutrality and circular economy through plastic recycling	▶ Tohoku University Graduate School of Environmental Studies / Professor Toshiaki Yoshioka	326
			The role of instrumental analysis in plastic recycling	▶ Tohoku University Graduate School of Environmental Studies / Assistant Professor Shogo Kumagai	
		The Polymer Challenge - Achieving a Circular Economy through Reducing Weight	Slide-Ring Materials for Circular Economy	▶ The University of Tokyo Graduate School of Frontier Sciences / Professor Kohzo Ito	162
			Polyrotaxane blend toughened by movable crosslinked structure	▶ Toray Industries, Inc. Chemicals Research Laboratories / Chief Research Associate Sadayuki Kobayashi	
	Latest Trends in Membrane Separation Technologies Contributing to Carbon Recycling	Outlook for the Membrane-based CO <sub>2</sub> Separation	▶ Yamaguchi University Graduate School of Sciences and Technology for Innovation / Professor Emeritus Hidetoshi Kita	194	
		Recent Trends of R&D of CO <sub>2</sub> membrane separation technologies for CCUS	▶ Research Institute of Innovative Technology for the Earth (RITE) Chemical Research Group / Senior Researcher Teruhiko Kai		
	Education	JAIMA Seminar 1	Preparation of Solutions with confidence - What we dissolve? How to dissolve it? -	▶ Utsunomiya University Faculty of Engineering / Professor Nobuo Uehara	413
			Measurement reliability in instrumental analysis	▶ Meisei University Graduate School of Science and Engineering / Professor Michihisa Uemoto	
	Environment	Supply and Demand of Helium and Alternative Technologies	Environmental analysis and shot supply of helium	▶ National Institute for Environmental Studies, Planning Division / Fellow Noriyuki Suzuki	394
			Global supply and demand of helium and prospects for procurement in Japan	▶ K.K. Gas Review / President Yoshiki Koizumi	
	Education	JAIMA Seminar 2	Introductory Lectures on "Measurement Uncertainty"	▶ National Institute of Advanced Industrial Science and Technology Research Group on Data Science for Metrology, Research Institute for Engineering Measurement, National Metrology Institute of Japan / Leader Hideyuki Tanaka	411
	Life Science	Japan Pharmacopoeia Seminar	Recent topics on Japanese Pharmacopoeia	▶ National Institute of Health Sciences / Deputy Director General Yoshiro Saito	340
Revision of physicochemical tests in JP for drug quality control			▶ Kitasato University School of Pharmacy / Professor Kumiko Sakai-Kato		
New General Information "Powder Flowability Measurement by Shear Cell Method<G2-5-181>"			▶ Hoshi University School of Pharmacy and Pharmaceutical Sciences / Professor Etsuo Yonemochi		
JSPS		1st Public Lecture of JSPS R053 Committee on Collaboration Platform of Design, Measurement and Analysis Current status and future prospects of the development of the common measurement data format: What has the 193 Committee for the Measurement Platform achieved and how to utilize them?	▶ AIST Tomoo Sighuzi ▶ Kyushu Institute of Technology Takuo Yasunaga ▶ JEOL Ltd. Kenji Takasugi, Kazuhiro Nakano ▶ Shimadzu Corporation Satoshi Yamamoto ▶ The University of Tokyo Shigeru Kobayashi, Taro Hitosugi ▶ Asahi-Kasei Corporation Takaharu Nagatomi ▶ AIST Toshiyuki Fujimoto ▶ AIST Koji Demachi	168	
Sep.7 (Thu.)	Life Science	The 20th Anniversary Special Program of the Completion of the Human Genome "Learning from the passion of our pioneers, Challenging the current issues, and Shaping up our future"	Thirty years from the Human Genome Project: Revolution of medicine, life sciences and biotechnology	▶ The University of Tokyo / Emeritus Professor Yoshiyuki Sakaki	222
			Development of DNA related technologies — From DNA sequencers to single-cell and tissue analyses —	▶ Frontier Bio-Systems Inc. / President ▶ Hitachi Ltd. / Honorary Fellow Hideki Kambara	
			Why Japan failed to develop "Next Generation Sequencers"	▶ Chiba University Future Medicine Education and Research Organization / Professor Sumio Sugano General Moderator: ▶ BioDiscovery / President & CEO Hisashi Iwase	
	Global Challenges for Unexplored Analytical Technologies to Accelerate Life Science Research	Introduction - The Importance of Analytical Instruments in Biotechnology Research	▶ Hiroshima University Graduate School of Integrated Sciences of Life Yutaka Nakashimada	312	
		Techniques for single-cell manipulation for transcriptomics of rare cells	▶ Tokyo University of Agriculture and Technology Institute of Engineering / Professor Tomoko Yoshino		
		Development of supercritical fluid extraction and chromatography system for advanced metabolite analysis	▶ Kyushu University Medical Institute of Bioregulation / Professor Takeshi Bamba		
		Generation of hypothesis from metabolomics data	▶ Osaka University Graduate School of Information Science and Technology / Professor Fumio Matsuda General Discussion / Guest: ▶ BioDiscovery / President & CEO Hisashi Iwase		
	The Dawn of a New Era of Drug Discovery by Unexplored Analytical Technologies	Prospects for Future Drug Discovery Pioneered by Unexplored Measurement Science	▶ Tohoku Techno Arch Co. Ltd. Industry-Academia Collaboration Strategy / Assistant to President Yasuhisa Nemoto	198	
		Prospects for a Next Generation of Nucleic Acid Medicines with RNase H Mediated Efficient Catalytic Targeted RNA Cleavage Function Installed in Artificial Nucleic Acid Medicines	▶ Tohoku University Institute of Multidisciplinary Research for Advanced Materials (IMRAM) / Professor Takehiko Wada		
		Prospects for PROTAC that Makes Undruggable Molecules Druggable	▶ Tohoku University Graduate School of Pharmaceutical Sciences / Professor Yoshiharu Iwabuchi		
		Targeted Protein Degradation: Developing the Future of Drug Discovery	▶ Astellas Pharma Inc. / Vice President Head of Targeted Protein Degradation Masahiko Hayakawa		



Date	Topic	Subject	Lecture Title	Lecturer	Attendees	
Sep.7 (Thu.)	Material	Low-carbonization of the Energy Industry and Development of Material Technologies to support it	Current Status and Future Issues of the Energy Industry	▶ The Institute of Energy Economics, Japan Electricity Power Industry & New and Renewable Energy Unit / Senior Research Fellow Junichi Ogasawara	155	
			Research and Development of Magnetic Refrigeration Materials for Highly Efficient Hydrogen Liquefaction	▶ National Institute for Materials Science (NIMS) Hydrogen Related Materials Group, Center for Green Research on Energy and Environmental Materials / NIMS Special Researcher Hideaki Kitazawa		
	Environment	Corporate Collaboration Activities for Recycling Used Plastics	Corporate Collaboration Activities for Recycling Used Plastics	▶ R Plus Japan Ltd. / Chief Executive Officer Tsunehiko Yokoi	139	
	Food	Bringing More Delicious Rice to Your Table	Eating quality of rice and its evaluation	▶ Niigata University of Pharmacy and Medical and Life Sciences Faculty of Applied Life Sciences / Professor Ken'ichi Ohtsubo	198	
Analysis of Rice Cooking Evaluation and Proposals by Business Category			▶ ITOCHU Food Sales and Marketing Co. Ltd. Rice Sales Dept., Rice Support Sec. Mikiko Ando			
Sep.8 (Fri.)	DX	Robotics and AI Accelerates Remote Automated Life Science	Robotics and AI Accelerates Remote Automated Life Science	▶ Robotic Biology Institute Inc. / Director Toru Natsume	289	
			Cutting-edge Digital Transformation in Chemical Industry R&D	Digital Transformation in R&D using Lab Experiment Automation and Materials Informatics	▶ Asahi Kasei Corporation R&D Digital Transformation Dept., Informatics Initiative Digital Value Co-Creation / General Manager Yutaka Natsume	299
				Digitalization and Automation to Accelerate R&D	▶ Mitsubishi Chemical Corporation Science & Innovation Center, Materials Design Laboratory / Senior Scientist Yusuke Tanabe	
	LADS OPC UA - The "Common Language" for Laboratory- & Analytical Devices	LADS OPC UA - The "Common Language" for Laboratory- & Analytical Devices	▶ SPECTARIS, LADS OPC UA Joint Working Group / Technical Lead Dr. Matthias Arnold	129		
	Environment	Analysis of Environmental Contaminants	Characteristics and Health Risks of Ambient Nanoparticles	▶ Kanazawa University Faculty of Geoscience and Civil Engineering, Institute of Science and Engineering / Project Professor, Professor Emeritus Masami Furuuchi	140	
			Toxicity identification and evaluation of AhR and ER agonists in urban ambient particulate matter from Hanoi, Vietnam	▶ Vietnam National University Professor Le Huu Tuyen		
			Stable isotope analysis in risk assessment of heavy metal	▶ Toyo University Faculty of Life Sciences / Professor Jun Yoshinaga		
	Environment	The Latest Trends in Chemical Substance Regulations around the World	Update on the Stockholm Convention	▶ Ministry of Economy, Trade and Industry (METI), Japan Chemical Management Policy Division, Manufacturing Industries Bureau / Technical Expert Shinichi Irimagawa	319	
			PFAS regulatory status in US and Europe	▶ Chemours-Mitsui Fluoroproducts Co., Ltd. Environmental Advocacy / Manager Junichi Ishikawa		
			Trends in European environmental regulations (focusing on REACH/RoHS/ecodesign)	▶ Japan Business Council in Japan / Policy Manager Tetsusaburo Miura		
Environment	Contamination Analysis of Plastics	Airborne Microplastics and Health Impact (AMΦ project)	▶ Waseda University School of Creative Science and Engineering Hiroshi Okochi	183		
		Biodegradation plastic testing in marine and quantifying microplastic in beach sand from Andaman Sea and Gulf of Thailand	▶ TISTR Thailand Institute of Scientific and Technological Research Dr. Anchana Pattanasupong			
		Microplastics: proofs of exposure and hypotheses of danger	▶ Polytechnic University of the Marche (Ancona, Italy) Dr. Valentina Notarstefano			
Sep.7 (Thu.)-8 (Fri.)	RSC-TIC (Royal Society of Chemistry-Tokyo International Conference)	"Data Processing and the Use of Smartphones for Analytical Chemistry"	RSC-TIC Organizers: ▶ Osaka Metropolitan University / RSC Analyst Associate Editor Hideaki Hisamoto ▶ Keio University / RSC Fellow Daniel Citterio	119		

# 11. JASIS Square

Similar to last year, we set up *JASIS Square* inside the exhibition venue as an exhibition space and presentation stage for exhibitors and organizers. For an overview, program details, and the number of audience, see the next page.

## Overview of exhibition space contents

1. Consolidation of the *Research Organization, Academic Association, and International Organization Areas*
2. Special exhibitions focused on *LabDX* by exhibitors and the JAIMA Technical Affairs Committee
3. Exhibition of historically important instruments on loan from the National Museum of Nature and Science, Tokyo as well as a special area to commemorate the 20th anniversary of the Human Genome Project

## Overview of presentation stage contents

1. A press conference by the chairmen of both organizers to communicate the theme and message of JASIS
2. Presentation event where each exhibitor spent around two minutes introducing new products and technologies
3. Presentation slots provided for LabDX exhibitors
4. Presentations related to certain JASIS Hot Topics Seminar themes
5. “*Introductory Scientific Instrument Seminar*” for industry beginners by JSIA
6. Introduction of activities of friendly overseas organizations by the JAIMA International Affairs Committee

## 1. Overview

Date: 10:00 a.m. on Sep. 6 (Wed.) to 8 (Fri.), 2023

Venue: Makuhari Messe, back of International Exhibition Hall 5

## 2. Program and number of audience members

Date	Presentation length	Presentation title	Number of audience members
Sep. 6 (Wed.)	10:30 to 11:30	Press conference & communication of the JASIS 2023 message	
	12:00 to 13:00	Our Company’s Recommendations: a Flash Presentation	36
	13:30 to 13:55	Digital Laboratories that Promote Data and Robot-Driven Science: Overall Concept and Global Trends	49
	14:10 to 14:35	A New Approach to R&D by Digital Laboratories: Specific System and Network Configurations	40
	15:00 to 15:25	Successful Examples of Introducing Automation Systems for Labs and Related Information	45
	15:40 to 16:05	The Introduction of Automation Technologies at R&D Sites and the Future of AI Utilization	51
Sep. 7 (Thu.)	10:30 to 11:30	Our Company’s Recommendations: a Flash Presentation	42
	12:00 to 13:00	Unexplored Potential of Measurement for Future Social Co-creation Multifaceted Research Efforts by the Tohoku University Institute of Multidisciplinary Research for Advanced Materials by Tapping into the Unexplored Potential of Measurement for Future Social Co-creation	34
	13:30 to 14:30	JMAC Technical Seminar: Standardization Activities in the Food Field	38
	15:30 to 16:30	The Acceleration of Life Science Research by Unexplored Analysis Technologies	43
Sep. 8 (Fri.)	10:30 to 11:30	Introductory Scientific Instrument Seminar: the JASIS Exhibition Approach	83
	12:00 to 13:00	Introductory Scientific Instrument Seminar: the JASIS Exhibition Approach	79
	13:30 to 14:30	Messages from Friendly Overseas Organizations	7
	15:00 to 16:00	How Neo Biotechnologies Are Contributing to the SDGs	25

# 12. JASIS WebExpo® 2023

## 1. Overview

**Date:** First half: 10:00 a.m. on Jul. 5 (Wed.) to Sep. 8 (Fri.), 2023: 66 days  
 Second half: Sep. 9 (Sat.) to 5:00 p.m. on Nov. 30 (Wed.), 2023: 83 days

**Venue:** Virtual exhibition venue, New Technology Presentations venue, organizer seminar venue, related organization session venue, INTERNATIONAL CONTENTS venue

**Total number of included exhibitors:** 42 (last year: 84)

**Number of unique viewers:** 11,950 (last year: 11,927)

**Total number of views:** 49,581 (last year: 68,811)

## 2. Over 10,000 visitors for five consecutive years. JASIS supports lead acquisition both online and on site.

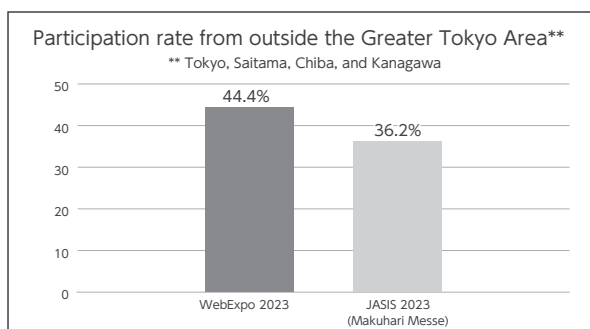
JASIS started focusing on a hybrid event exhibition combining web and on-site event early on, and we launched JASIS WebExpo® in 2017 with the aim of expanding the conventional three-day JASIS exhibition at Makuhari to achieve a new JASIS event where anyone can participate from anywhere *for a long period of time*. JASIS WebExpo® has proven to be a popular event with over 10,000 unique viewers per year for the last five consecutive years. Based on the questionnaire for WebExpo viewers, 73% of respondents indicated that they *plan to go or went to the Makuhari venue*, while only 16% indicated that they *decided not to go to the Makuhari venue due to the existence of WebExpo*. These results suggest that a significant number of visitors appreciate the respective advantages of both the on-site JASIS at Makuhari and the online WebExpo.

## 3. Over 65% of the viewers were analytical/scientific instrument users. Approximately 50% of the viewers were from outside of the Greater Tokyo Area. WebExpo is therefore an effective means of reaching analytical/scientific instrument users outside of the Greater Tokyo Area.

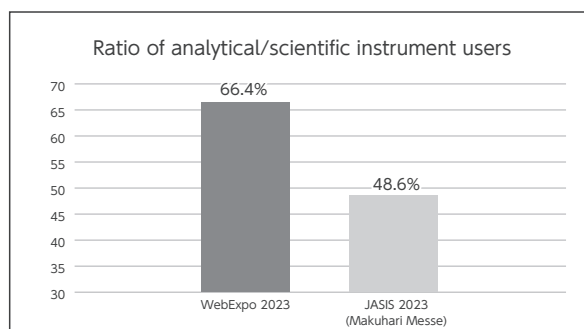
Although 36.2% of the visitors to the on-site exhibition at the Makuhari venue were from outside the Greater Tokyo Area (Tokyo, Saitama, Chiba, and Kanagawa), the number of WebExpo viewers from outside this area increased year by year to 44.4%. Additionally, while 48.6% of the on-site JASIS at Makuhari visitors were *analytical/scientific instrument users*, 66.4% of the WebExpo viewers were such users. We will continue our efforts in WebExpo to create access points between exhibitors and analytical/scientific instrument users who are unable to visit the Makuhari venue.

- The four industries below had especially high percentages. Figures in parentheses indicate the corresponding ratio of JASIS 2023 at Makuhari visitors.

Electronics, precision equipment (analytical instruments) 16.5% (17.4%)  
 Analytical technical services (analysis, testing, inspection) 11.4% (10.5%)  
 Chemical products (ink, paint, agricultural chemicals, perfumes, etc.) 10.7% (7.8%)  
 Medicine, reagents, cosmetics 10.1% (7.0%)



The percentage of visitors from outside of the Greater Tokyo Area was 8.2% higher in the case of WebExpo than JASIS 2023 (Makuhari Messe).



The percentage of visitors who were analytical/scientific instrument users was 17.8% higher in the case of WebExpo than JASIS 2023 (Makuhari Messe).

- By occupation, the two occupations below accounted for the majority of viewers.  
R&D (private, government, schools) 33.2% (25.5%)  
Analysis, testing, inspection, measurement 24.8% (18.2%)

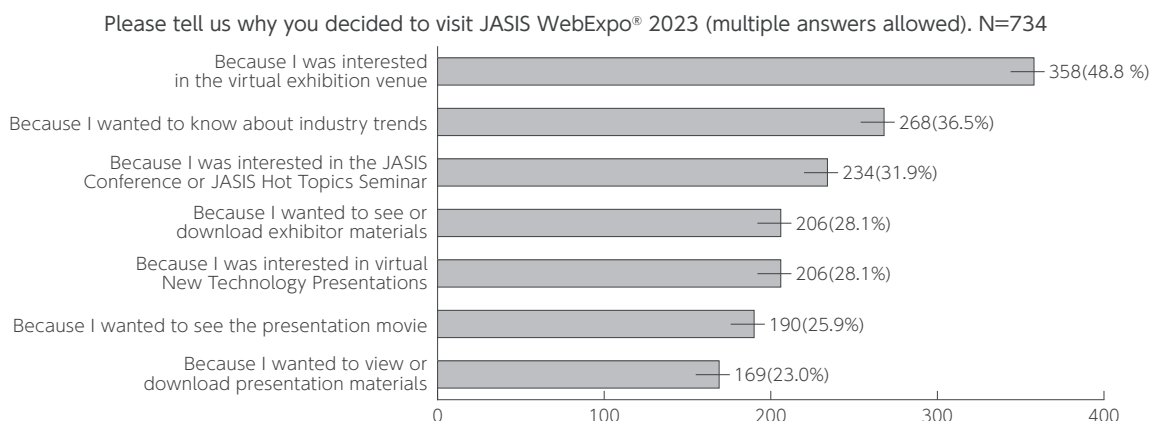
#### 4. Popular as a convenient tool gathering top information on analytical and scientific instruments in one place.

**Participating companies obtained a record-high amount of viewer information, reaching an average of over 1,000 viewers per company.**

WebExpo spans a couple of months both before and after the on-site exhibition, a total of around five to six months. In 2022, WebExpo was held from July of 2022 until one month after the conclusion of JASIS Kansai in February of 2023, resulting in running for an exceptionally long record-breaking period of 8.5 months. However, in 2023, WebExpo was held for the standard five months. In terms of the number of participating companies from 2020 to 2022, 2020 saw an impressive total of 113 due to the COVID-19 pandemic. In 2023, due in part to the striking recovery of the on-site exhibition after the pandemic, the total number of participating companies decreased to 42. (For details, see the list below.)

Despite the shortened period and the reduced number of participating companies, the number of unique viewers reached a record-setting 11,950, showing enduring popularity even after the pandemic. Based on the following visitor survey, it seems clear that visitors log in due to their interest for the virtual exhibition venue and to stay informed about industry trends.

WebExpo uses a system that enables exhibitors to obtain information on those who view their content, in 2023, each exhibitor obtained information on around 600 to 2,400 unique viewers (average of 1,280 unique viewers per company).



#### 5. Participating exhibitor list

Virtual booth exhibitors (29 companies)		
Alpha M. O. S. Japan	JASCO	Rigaku
BL TEC	JEOL	RIKEN KEIKI
Bruker Japan	KYOTO ELECTRONICS MANUFACTURING	SEMITEC
Carl Zeiss	LECO Japan	SHIMADZU
DALTON	M&S Instruments	System Plus
DKK-TOA	Malvern Panalytical a Division of Spectris	Tanaka
ESPEC	Mie Prefecture Environmental Conservation Agency	TOSOH
GL Sciences	Nihon Waters	TOYAMA SANGYO
Hitachi High-Tech	OSAKA SODA	YMC
HORIBA, HORIBA Advanced Techno, HORIBA STEC, HORIBA TECHNO SERVICE	Oxford Instruments	
New Technology Presentations (12 companies)		
AIVS	Chemicals Evaluation and Research Institute, Japan	OSAKA SODA
Anton Paar Japan	Edwards Japan	Restek Japan
BL TEC	LECO Japan	TA Instruments Japan
C. Gerhardt Japan	ORGANO	YMC
JASIS Conference (1 company)		
Surface Analysis Society of Japan		

## **JASIS 2023 FINAL REPORT**

Printed in April, 2024

JASIS Office

Japan Analytical Instruments Manufacturers' Association (JAIMA)

Floor 6, New Nakoji Building, 2-5-16 Kanda Nishiki-cho,  
Chiyoda-ku, Tokyo, 101-0054 Japan

TEL: +81-3-3292-0642

URL: <https://www.jasis.jp>

Next Event

Discover  
the  
Future

**Exhibition Information**

Application deadline

April **19** (Fri.), **2024**

Measurement as the  
Foundation of  
Future Society

FREE  
ADMISSION

**JASIS**  
Japan Analytical & Scientific Instruments Show  
**2024**

**Exhibition for Advanced Scientific/  
Analytical Systems & Solutions**

**JASIS 2024** (Makuhari Messe)

Sep **4** (Wed.) to **6** (Fri.)

**JASIS WebExpo®2024**

Jul **5** (Fri.) to Oct **31** (Thu.)



For details and applications please visit the official JASIS website.

Organizers: Japan Analytical Instruments Manufacturers' Association (JAIMA) / Japan Scientific Instruments Association (JSIA)  
Sponsors: Ministry of Economy, Trade and Industry (Japan) / Ministry of Education, Culture, Sports, Science and Technology (Japan) / U.S. Commercial Service, U.S. Embassy, Tokyo / Others (planned)